



Shire of
Katanning
Heart of the Great Southern

List of Accounts Paid
December 2022



Schedule of Accounts Paid - December 2022

Cheque Payments

Chq/EFT	Date	Name	Description	Invoice Amount	Payment Total
1 42432	09/12/2022	SHIRE OF KATANNING			132.00
INV DEDUCTION	07/12/2022	SHIRE OF KATANNING	Payroll deductions	84.00	
INV DEDUCTION	07/12/2022	SHIRE OF KATANNING	Payroll deductions	48.00	
2 42433	15/12/2022	SHIRE OF KATANNING			219.70
INV ADMPTYNOV22	12/12/2022	SHIRE OF KATANNING	ADMIN Petty Cash November 2022	219.70	
				Cheque Total	\$ 351.70

EFT Payments

Chq/EFT	Date	Name	Description	Invoice Amount	Payment Total
3 EFT35160	01/12/2022	Regional Retailers			451.90
INV INV-0149	27/10/2022	Regional Retailers	TOURISM Adopt a Pot Scheme Watering Cans & Accesories for Adoptees	418.05	
INV INV-0150	02/11/2022	Regional Retailers	TOURISM Revitalise & Activate Clive St prizes for community games day 051122	33.85	
4 EFT35161	01/12/2022	Solutions IT Balcatta			2,456.40
INV S62023	31/10/2022	Solutions IT Balcatta	ADMIN IT Lenovo Computer & Dell Docking Station	2,456.40	
5 EFT35162	01/12/2022	Michelle Salter			338.97
INV REIMBURSEMENT	16/11/2022	Michelle Salter	REIMBURSEMENT of Refreshments & Parking for Local Government Week MS 021022 - 051022	338.97	
6 EFT35163	01/12/2022	Easifleet			1,723.93
INV 166752	25/11/2022	Easifleet	1HIB928 Vehicle Lease Repayment 251122	1,723.93	
7 EFT35164	01/12/2022	INTEGRITY MANAGEMENT SOLUTIONS PTY LTD			6,050.00
INV INV-0218	07/11/2022	INTEGRITY MANAGEMENT SOLUTIONS PTY LTD	GOVERNANCE Renewal of Attain Compliance Software 2022 - 2023	6,050.00	
8 EFT35165	01/12/2022	Bernard Seeber			12,736.63
INV 554.002	30/09/2022	Bernard Seeber	KLC Consultancy services for concept design development September 22	12,736.63	
9 EFT35166	01/12/2022	White Gum Cafe			874.00
INV INV-0072	24/11/2022	White Gum Cafe	TRAINING Catering for Traffic Management Course 151122 - 171122	874.00	

Schedule of Accounts Paid - December 2022

	Chq/EFT	Date	Name	Description	Invoice Amount	Payment Total
10	EFT35167	01/12/2022	Corry Rene Why			153.90
	INV REIMBURSEMENT	22/11/2022	Corry Rene Why	REIMBURSEMENT for Refreshments Leadership Course 131122 - 161122	153.90	
11	EFT35168	01/12/2022	Great Southern Universities Centre			290.00
	INV REIMBURSEMENT	27/10/2022	Great Southern Universities Centre	REIMBURSEMENT of Bond & Hire Fees Due to Storm Damage 251022	290.00	
12	EFT35169	01/12/2022	Cynthia Van Dongen			360.00
	INV CVD1	21/11/2022	Cynthia Van Dongen	GOVERNANCE Travel & Last Post for Remembrance Day 111122	360.00	
13	EFT35170	01/12/2022	ABC Distributors WA			532.02
	INV 156778	01/11/2022	ABC Distributors WA	KLC cleaning materials November 2022	532.02	
14	EFT35171	01/12/2022	AFGRI Equipment			215.95
	INV 2642270	27/10/2022	AFGRI Equipment	KA25498 Mower service kit & A/C pipe	215.95	
15	EFT35172	01/12/2022	National Exhibitions Touring Structure_ART ON THE MOVE			4,250.00
	INV 380	07/11/2022	National Exhibitions Touring Structure_ART ON THE MOVE	GALLERY Art on the Move Membership 2022/23	250.00	
	INV 380	07/11/2022	National Exhibitions Touring Structure_ART ON THE MOVE	GALLERY Fee for "Playing the Man" Exhibition Dates 220822 - 170922	4,000.00	
16	EFT35173	01/12/2022	Australia Post			1,754.58
	INV 01/91290	14/10/2022	Australia Post	ADMIN Stationery 200 Reams of Reflex Ultra White Paper	1,150.00	
	INV 01/92363	24/10/2022	Australia Post	ADMIN Incorrectly Charged	1.09	
	INV 1011943036	03/11/2022	Australia Post	DAILY Postage Fees October 2022	603.49	
17	EFT35174	01/12/2022	BAILEYS FERTILISER			275.00
	INV 32670	30/09/2022	BAILEYS FERTILISER	KLC Quartermaine & Hockey Oval Soil Sampling	275.00	
18	EFT35175	01/12/2022	BOC Limited			103.70
	INV 4032529478	29/10/2022	BOC Limited	GAS Bottle Refill October 2022	103.70	
19	EFT35176	01/12/2022	Cemeteries & Crematoria Association of WA			440.00
	INV 1444	11/11/2022	Cemeteries & Crematoria Association of WA	TRAINING Gravesafe Course	440.00	

Schedule of Accounts Paid - December 2022

	Chq/EFT	Date	Name	Description	Invoice Amount	Payment Total
20	EFT35177	01/12/2022	CJD Equipment			372.05
	INV 002518716	01/11/2022	CJD Equipment	PLANT Volvo Excavator pipe & freight charge	362.38	
	INV 002518723	01/11/2022	CJD Equipment	PLANT Volvo Excavator o-ring	6.04	
	INV 002518769	01/11/2022	CJD Equipment	PLANT Volvo Excavator o-ring	3.63	
21	EFT35178	01/12/2022	Connect CCS			187.33
	INV 00113100	15/11/2022	Connect CCS	ADMIN After Hours Call Service October 2022	187.33	
22	EFT35179	01/12/2022	DEPARTMENT OF WATER AND ENVIRONMENTAL REGULATION			1,303.50
	INV WL6919/2022	23/11/2022	DEPARTMENT OF WATER AND ENVIRONMENTAL REGULATION	SANITATION Refuse Site Licence Fee 2022/23	1,303.50	
23	EFT35180	01/12/2022	Department of Fire & Emergency Services			68,337.99
	INV 154824	21/11/2022	Department of Fire & Emergency Services	ESL Quarter Two 2022/23	68,337.99	
24	EFT35181	01/12/2022	GRANDE FOOD SERVICE			1,188.96
	INV 4204561	16/11/2022	GRANDE FOOD SERVICE	KLC Kiosk Refreshments November 2022	1,188.96	
25	EFT35182	01/12/2022	DEPARTMENT OF HUMAN SERVICES			56.10
	INV 180138838	10/11/2022	DEPARTMENT OF HUMAN SERVICES	GOVERNANCE Council Services Centerpay 010722 - 311022	56.10	
26	EFT35183	01/12/2022	Katanning Baptist Church			2,500.00
	INV CIP2022	29/10/2022	Katanning Baptist Church	CEO Donation Carols in the Park Sponsorship 101222 2022/23	2,500.00	
27	EFT35184	01/12/2022	Katanning Furnishings			4,950.00
	INV 18792	11/11/2022	Katanning Furnishings	WORKS Twenty Vinyl Chairs for the Depot	4,950.00	
28	EFT35185	01/12/2022	Natassia Shirazee			136.25
	INV REIMBURSEMENT	21/11/2022	Natassia Shirazee	REIMBURSEMENT of Refreshments & Parking for Leadership Training 131122 - 161122	82.87	
	INV REIMBURSMENT	23/11/2022	Natassia Shirazee	REIMBURSMENT Uber Fares for Leadership Training 151122 NS	53.38	
29	EFT35186	01/12/2022	Old Kobeelyan's Association			600.00
	INV REIMBURSEMENT	01/11/2022	Old Kobeelyan's Association	REIMBURSEMENT of Bond for Venue Hire 061021	600.00	
30	EFT35187	01/12/2022	PFD FOOD SERVICES			473.60
	INV LE582670	19/10/2022	PFD FOOD SERVICES	KLC Kiosk Refreshments October 2022	473.60	

Schedule of Accounts Paid - December 2022

	Chq/EFT	Date	Name	Description	Invoice Amount	Payment Total
31	EFT35188	01/12/2022	Synergy			18,693.99
	INV 977854430	15/11/2022	Synergy	GROUPED Electricity Charges 170219 - 281022	18,693.99	
32	EFT35189	01/12/2022	Wy Wurry Electrical			1,533.20
	INV INV5804	21/10/2022	Wy Wurry Electrical	MAINTENANCE Admin Building & Depot Tags for Test & Tagging	350.00	
	INV INV5823	25/10/2022	Wy Wurry Electrical	KLC Upgrade Power in Kiosk Area for Deep Fryer	950.00	
	INV INV-05920	22/11/2022	Wy Wurry Electrical	MAINTENANCE 61A Conroy St Repair Flickering Light & Buzzing Switch in Toilet	123.20	
	INV INV-05911	22/11/2022	Wy Wurry Electrical	LIBRARY Install Hot Water System	110.00	
33	EFT35190	09/12/2022	Newground Water Services			1,320.00
	INV 1083719	21/11/2022	Newground Water Services	WORKS Repairs to Braeside Effluent Pipe Line	1,320.00	
34	EFT35191	09/12/2022	Paull & Warner Resources			940.50
	INV S122119	15/11/2022	Paull & Warner Resources	ADMIN BUILDING Replace Batteries on Fire Panel	665.50	
	INV S122657	28/11/2022	Paull & Warner Resources	ADMIN BUILDING Fire Detection & Alarm Monitoring November 2022	275.00	
35	EFT35192	09/12/2022	Department of Communities - CPFS			50.00
	INV REIMBURSEMENT	25/11/2022	Department of Communities - CPFS	REIMBURSEMENT of Key Bond	50.00	
36	EFT35193	09/12/2022	MCG Fire Services			6,999.48
	INV INV-2462	02/11/2022	MCG Fire Services	PLANT Six Monthly First Aid & Fire Extinguisher Service	6,215.00	
	INV INV-2462	02/11/2022	MCG Fire Services	MAINTENANCE Six Monthly First Aid & Fire Extinguisher Service	784.48	
37	EFT35194	09/12/2022	Canon Australia			122.76
	INV 8122377349	17/11/2022	Canon Australia	LIBRARY Photocopier Readings 181022 - 171122	122.76	
38	EFT35195	09/12/2022	ABA Security & Electrical			2,709.00
	INV 31471	23/11/2022	ABA Security & Electrical	KLC Supply of Three Configured 4G Duress Buttons & 12 Month Monitoring for Devices	2,709.00	
39	EFT35196	09/12/2022	WA Contract Ranger Services			4,441.25
	INV 00004386	03/12/2022	WA Contract Ranger Services	ANIMAL CONTROL Ranger Services 211122 - 041222	4,441.25	
40	EFT35197	09/12/2022	Hersey's Safety			227.70
	INV 48283	10/11/2022	Hersey's Safety	WORKS Brush Cutter Cord & Duct Tape	227.70	

Schedule of Accounts Paid - December 2022

	Chq/EFT	Date	Name	Description	Invoice Amount	Payment Total
41	EFT35198	09/12/2022	Pathtech Pty Ltd			1,083.45
	INV 226414	10/11/2022	Pathtech Pty Ltd	ADMIN Fit for Work saliva devices	1,083.45	
42	EFT35199	09/12/2022	Flaver Productions & Party Hire			2,582.00
	INV 513	22/11/2022	Flaver Productions & Party Hire	TOURISM Revitalise & Activate Clive St Equipment & Lighting for Talent Night	2,582.00	
43	EFT35200	09/12/2022	White Gum Cafe			217.50
	INV INV-0073	24/11/2022	White Gum Cafe	COMMUNITIES Catering for RAP Elders Meeting	217.50	
44	EFT35201	09/12/2022	COLIN HENRY THORNE			415.00
	INV 2001321	10/11/2022	COLIN HENRY THORNE	TOURISM Clive St Cleaning of Windows Ahead of Event 121122	415.00	
45	EFT35202	09/12/2022	MW & LK Trimming			5,000.00
	INV 11980	21/09/2022	MW & LK Trimming	TOURISM Revitalise & Activate Clive St Construction & Delivery of Train Sculpture	5,000.00	
46	EFT35203	09/12/2022	Broomehill Transport			1,540.00
	INV 7525	24/10/2022	Broomehill Transport	SALEYARDS Trucking Sheep to Perth	1,540.00	
47	EFT35204	09/12/2022	Anglicare WA			150.00
	INV REIMBURSEMENT	25/11/2022	Anglicare WA	REIMBURSEMENT of Equipment & Key Bond	150.00	
48	EFT35205	09/12/2022	Peter Whiteaker			39.90
	INV REIMBURSEMENT	28/11/2022	Peter Whiteaker	REIMBURSEMENT of Photos for Traffic Management Course PW & LH	39.90	
49	EFT35206	09/12/2022	ABC Distributors WA			4,300.18
	INV 157312	02/12/2022	ABC Distributors WA	CLEANING Materials for Various Shire Properties	4,300.18	
50	EFT35207	09/12/2022	AMPAC Debt Recovery			1,476.16
	INV 90607	18/11/2022	AMPAC Debt Recovery	RATES Debt Recovery November 2022	1,206.66	
	INV 90639	18/11/2022	AMPAC Debt Recovery	RATES Debt Recovery November 2022	269.50	
51	EFT35208	09/12/2022	Arrow Bronze			381.76
	INV 730702	14/11/2022	Arrow Bronze	CEMETERIES Niche Wall Plaque MEW	381.76	
52	EFT35209	09/12/2022	Autosmart WA South West & Great Southern			1,045.09
	INV 00108875	02/11/2022	Autosmart WA South West & Great Southern	PLANT Depot Materials Floor Cleaner & Solvent	1,045.09	

Schedule of Accounts Paid - December 2022

	Chq/EFT	Date	Name	Description	Invoice Amount	Payment Total
53	EFT35210	09/12/2022	Blights Auto Electric			785.25
	INV 18790	07/10/2022	Blights Auto Electric	BFB Fit & Connect Fire Radio to Truck	785.25	
54	EFT35211	09/12/2022	Burando Hill			32.76
	INV #K25933INV	09/11/2022	Burando Hill	PLANT Sweeper brushes bearing	32.76	
55	EFT35212	09/12/2022	CLAW ENVIRONMENTAL PTY LTD			1,372.80
	INV 00018607	14/11/2022	CLAW ENVIRONMENTAL PTY LTD	AMENITIES Collection & destruction of chemical drums	1,372.80	
56	EFT35213	09/12/2022	CLEVER PATCH			267.52
	INV 469712	14/11/2022	CLEVER PATCH	LIBRARY Storytime & Holiday Program craft supplies	267.52	
57	EFT35214	09/12/2022	Coca-Cola Amatil			1,909.40
	INV 229882663	10/11/2022	Coca-Cola Amatil	KLC Kiosk refreshments November 2022	523.63	
	INV 229940508	17/11/2022	Coca-Cola Amatil	KLC Kiosk Refreshments November 2022	426.90	
	INV 230056050	01/12/2022	Coca-Cola Amatil	KLC Kiosk Refreshments December 2022	958.87	
58	EFT35215	09/12/2022	DEPARTMENT OF LOCAL GOVERNMENT, SPORT AND CULTURAL INDUSTRIES			423.75
	INV REC28945	10/11/2022	DEPARTMENT OF LOCAL GOVERNMENT, SPORT AND CULTURAL INDUSTRIES	KLC Deposit for January Camp 100123 - 110123	423.75	
59	EFT35216	09/12/2022	ELDERS RURAL SERVICES AUSTRALIA LIMITED			2,375.20
	INV CT76644	04/11/2022	ELDERS RURAL SERVICES AUSTRALIA LIMITED	KAC Pool Chemicals sodium Bi-sulphate	327.50	
	INV 6A65998	09/11/2022	ELDERS RURAL SERVICES AUSTRALIA LIMITED	SALEYARDS Ringlock & strainers	785.90	
	INV 6A66206	15/11/2022	ELDERS RURAL SERVICES AUSTRALIA LIMITED	SALEYARDS Trough & Fittings for Holding Pens	1,261.80	
60	EFT35217	09/12/2022	City of Gosnells			8,535.97
	INV 25345	18/10/2022	City of Gosnells	ADMIN Long Service Leave Liability Transfer ZS	8,535.97	
61	EFT35218	09/12/2022	GRANDE FOOD SERVICE			720.50
	INV 4205314	30/11/2022	GRANDE FOOD SERVICE	KLC Kiosk Refreshments November 2022	720.50	
62	EFT35219	09/12/2022	JB'S Quality Meats			166.11
	INV 86	05/11/2022	JB'S Quality Meats	TOURISM Revitalise & Activate Clive St Community Games Day Sausages 051122	166.11	

Schedule of Accounts Paid - December 2022

	Chq/EFT	Date	Name	Description	Invoice Amount	Payment Total
63	EFT35220	09/12/2022	Katanning Glazing & Security			152.00
	INV 19032	31/10/2022	Katanning Glazing & Security	ADMIN BUILDING Repairs to Rear Toilet Door Lock	42.00	
	INV 19055	11/11/2022	Katanning Glazing & Security	KLC Slates for Damaged Roller Shutter in Sprig Bar	110.00	
64	EFT35221	09/12/2022	Wesfarmers Kleenheat Gas			69.67
	INV 22028060	05/11/2022	Wesfarmers Kleenheat Gas	SALEYARDS gas refill for canteen	69.67	
65	EFT35222	09/12/2022	Kowalds News & Glasshouse			45.50
	INV I0000026485	01/11/2022	Kowalds News & Glasshouse	KLC Stationery Thermal Register Rolls & Envelopes	45.50	
66	EFT35223	09/12/2022	Katanning Regional Business Association			1,542.00
	INV INV-0723	14/11/2022	Katanning Regional Business Association	TOURISM Revitalise & Activate Clive St Talent Night Vouchers for Prizes	1,542.00	
67	EFT35224	09/12/2022	Katanning H Hardware			2,421.10
	INV 103000972	03/11/2022	Katanning H Hardware	WORKS Rogers Ave Storm Water Junction & Pipe	76.85	
	INV 102022324	03/11/2022	Katanning H Hardware	PLANT Jerry cans, utility knife & crow-bar	295.65	
	INV 102022335	03/11/2022	Katanning H Hardware	PLANT Trailer wire & tools	1,148.80	
	INV 106009715	04/11/2022	Katanning H Hardware	KA0287 Mitsubishi Canter Tiptruck hole saw	42.95	
	INV 106010099	11/11/2022	Katanning H Hardware	SALEYARDS Clips for Fence in Holding Pens	71.85	
	INV 105002330	30/11/2022	Katanning H Hardware	TOURISM Revitalise & Activate Clive St Sheets of Steel for Mosaic Display	785.00	
68	EFT35225	09/12/2022	National Livestock Reporting Service			990.00
	INV 2400012846	30/11/2022	National Livestock Reporting Service	SALEYARDS Livestock reporting November 2022	990.00	
69	EFT35226	09/12/2022	MICROCOM PTY LTD T/AS METROCOUNT			1,210.00
	INV INV031342	24/11/2022	MICROCOM PTY LTD T/AS METROCOUNT	WORKS Maintenance Materials for Counters Rubber Road Tube, Battery Pack & Centreline Flap	1,210.00	
70	EFT35227	09/12/2022	OFFICE WORKS BUSINESS DIRECT			54.83
	INV 603846124	11/11/2022	OFFICE WORKS BUSINESS DIRECT	LIBRARY Staff diaries & scissors	54.83	

Schedule of Accounts Paid - December 2022

	Chq/EFT	Date	Name	Description	Invoice Amount	Payment Total
71	EFT35228	09/12/2022	PFD FOOD SERVICES			1,338.55
	INV LE789476	09/11/2022	PFD FOOD SERVICES	KLC Kiosk refreshments November 2022	322.05	
	INV LE857818	16/11/2022	PFD FOOD SERVICES	KLC Kiosk Refreshments November 2022	85.50	
	INV LE997076	30/11/2022	PFD FOOD SERVICES	KLC Kiosk Refreshments November 2022	931.00	
72	EFT35229	09/12/2022	Allpest WA			104.50
	INV 440322	18/11/2022	Allpest WA	MAINTENANCE Railway Station Localised Termite Treatment	104.50	
73	EFT35230	09/12/2022	Slavin Architects			11,000.00
	INV INV-0915	24/11/2022	Slavin Architects	ECH Planning Phase 3 Tender	11,000.00	
74	EFT35231	09/12/2022	SOS Office Equipment			183.46
	INV 600731	29/11/2022	SOS Office Equipment	KLC Photocopier Charges November 2022	183.46	
75	EFT35232	09/12/2022	SOUTHERN STONE & WOOD CONSTRUCTION & MAINTENANCE			23,803.14
	INV 348	02/12/2022	SOUTHERN STONE & WOOD CONSTRUCTION & MAINTENANCE	REFUSE SITE Completion Draw on Shed	23,803.14	
76	EFT35233	09/12/2022	STEWART & HEATON CLOTHING CO			1,181.64
	INV SIN-3627285	09/11/2022	STEWART & HEATON CLOTHING CO	BFB PPE Jackets & Trousers	1,181.64	
77	EFT35234	09/12/2022	BRENTON STEWART ELECTRICS			11,407.00
	INV P1706	21/11/2022	BRENTON STEWART ELECTRICS	TOURISM Revitalise & Activate Clive St Installation of Lighting to Planter Boxes	11,407.00	
78	EFT35235	09/12/2022	Winc Australia			71.85
	INV 9040903340	16/11/2022	Winc Australia	ADMIN Stationery Foldback Clips	20.68	
	INV 9040928245	18/11/2022	Winc Australia	ADMIN Stationery A4 Yellow Paper	51.17	
79	EFT35236	09/12/2022	The Workwear Group			318.27
	INV 14444139	10/11/2022	The Workwear Group	LIBRARY Uniform Order CW 2022/23	318.27	
80	EFT35237	09/12/2022	Wurth Australia			993.85
	INV 4320216682	13/09/2022	Wurth Australia	PLANT Led Lamp, Soldering & Safteys	438.48	
	INV 4320221373	15/09/2022	Wurth Australia	PLANT Head Lamps	309.79	
	INV 4320246647	07/10/2022	Wurth Australia	PLANT T Bar Kit	245.58	

Schedule of Accounts Paid - December 2022

	Chq/EFT	Date	Name	Description	Invoice Amount	Payment Total
81	EFT35238	09/12/2022	Wy Wurry Electrical			3,686.00
	INV INV-05929	29/11/2022	Wy Wurry Electrical	MAINTENANCE 42 Crosby St Replace Air Conditioner	3,686.00	
82	EFT35239	15/12/2022	Avantgarde Technologies			1,420.10
	INV ES1806	05/12/2022	Avantgarde Technologies	CCTV Quarterly Maintenance December 2022	1,420.10	
83	EFT35240	15/12/2022	Regional Retailers			223.75
	INV INV-0151	07/11/2022	Regional Retailers	KA1993 Hino Truck Oxy Acetyline Parts	223.75	
84	EFT35241	15/12/2022	Gypsy Kitchen Co			450.00
	INV INV-0077	30/11/2022	Gypsy Kitchen Co	TOURISM Revitalise & Activate Clive St Cut & Crimp Cables for Town Square	150.00	
	INV INV-0076	30/11/2022	Gypsy Kitchen Co	GOVERNANCE Catering for Council Meeting 231122	300.00	
85	EFT35242	15/12/2022	BGL Solutions			9,598.87
	INV INV-0005506	28/11/2022	BGL Solutions	WORKS 19 Kaatanup Loop Install Posts & Fences	652.15	
	INV INV-0005512	30/11/2022	BGL Solutions	ADMIN BUILDING Garden Maintenance 301122	365.85	
	INV INV-0005519	01/12/2022	BGL Solutions	AAPG Grounds Maintenance 011222	7,601.98	
	INV INV-0005529	04/12/2022	BGL Solutions	WORKS Town Square & Library Spray Weeds	176.00	
	INV INV-0005534	05/12/2022	BGL Solutions	WORKS Prosser Park Reticulation Repairs	356.84	
86	INV INV-0005531	05/12/2022	BGL Solutions	AAPG Sprinkler Repairs	446.05	
	EFT35243	15/12/2022	Denise Gobbart			97.60
	INV REIMBURSEMENT	28/11/2022	Denise Gobbart	TOURISM Reimbursement of Prizes for Community Games Day 051122	97.60	
87	EFT35244	15/12/2022	Canon Australia			389.49
	INV 8122399202	04/12/2022	Canon Australia	ADMIN Photocopier Readings 051122 - 041222	389.49	
88	EFT35245	15/12/2022	Let's Talk Flowers			1,300.00
	INV INV-0043	08/12/2022	Let's Talk Flowers	COMMUNITIES Disability Day Preserved Arrangement Workshop 081222	500.00	
	INV INV-0044	08/12/2022	Let's Talk Flowers	YOUTH School Holiday Wreath Workshop 201222	800.00	
89	EFT35246	15/12/2022	Michelle Salter			4,025.00
	INV OCT-DEC22	23/11/2022	Michelle Salter	COUNCILLOR Remuneration October - December 2022/23	4,025.00	

Schedule of Accounts Paid - December 2022

	Chq/EFT	Date	Name	Description	Invoice Amount	Payment Total
90	EFT35247	15/12/2022	DF McGuire Farm Trust			40,000.00
	INV INV-0023	09/12/2022	DF McGuire Farm Trust	WORKS Gravel for Resheeting Various Roads	40,000.00	
91	EFT35248	15/12/2022	Easifleet			1,723.93
	INV 167331	09/12/2022	Easifleet	1HIB928 Vehicle Lease Repayment 091222	1,723.93	
92	EFT35249	15/12/2022	Diamond Locksmith			363.00
	INV 270697	08/12/2022	Diamond Locksmith	TOWN HALL Deadbolts & Keys	363.00	
93	EFT35250	15/12/2022	Integrated ICT			3,327.16
	INV 24717	30/11/2022	Integrated ICT	ADMIN Microsoft Office 365 License November 2022	2,135.49	
	INV 24809	30/11/2022	Integrated ICT	ADMIN Managed Trend Micro Security Subscription November 2022	231.00	
	INV 24810	30/11/2022	Integrated ICT	ADMIN Veeam Backup for Microsoft Office 365 November 2022	225.72	
	INV 24811	30/11/2022	Integrated ICT	ADMIN & KLC Monthly Server Maintenance November 2022	550.00	
	INV 24874	01/12/2022	Integrated ICT	ADMIN Meraki MR Enterprise Licence November 2022	184.95	
94	EFT35251	15/12/2022	IPEC			111.75
	INV 0584-S408620	04/12/2022	IPEC	FREIGHT Charges December 2022	111.75	
95	EFT35252	15/12/2022	ADRIAN EARL EDWARDS			2,601.25
	INV OCT-DEC22	14/12/2022	ADRIAN EARL EDWARDS	COUNCILLOR Remuneration October - December 2022/23	2,601.25	
96	EFT35253	15/12/2022	Bernard Seeber			2,926.00
	INV 554.004	30/11/2022	Bernard Seeber	KLC Concept Design Provision of Draft Report	2,926.00	
97	EFT35254	15/12/2022	Starz Dance Company			350.00
	INV REIMBURSEMENT	25/11/2022	Starz Dance Company	REIMBURSEMENT of Town Hall Key & Hire Bond	350.00	
98	EFT35255	15/12/2022	Philip Swain			8,240.29
	INV 231102	30/11/2022	Philip Swain	CONSULTANTS EHO Services 071122 - 301122	7,718.33	
	INV REIMBRUSEMENT	05/12/2022	Philip Swain	REIMBRUSEMENT of Mosquito Chemicals	521.96	
99	EFT35256	15/12/2022	Katanning Aquatic Sports			20,000.00
	INV INV-0016	08/12/2022	Katanning Aquatic Sports	KAC Contract Management December 2022	20,000.00	

Schedule of Accounts Paid - December 2022

	Chq/EFT	Date	Name	Description	Invoice Amount	Payment Total
100	EFT35257	15/12/2022	Association of Caravan Clubs Western Australia Inc			700.00
	INV 00680	12/10/2022	Association of Caravan Clubs Western Australia Inc	TOURISM WA Caravan & Camping Magazine Tourism Advert - November 2022	700.00	
101	EFT35258	15/12/2022	Belinda Knight			14,751.00
	INV BK113	15/12/2022	Belinda Knight	ADMIN Financial Services December 2022	13,018.50	
	INV BK114	15/12/2022	Belinda Knight	ADMIN Pensioner Reconciliation & Claim from Prior Years	1,732.50	
102	EFT35259	15/12/2022	Exurban Rural & Regional Planning			7,477.76
	INV URP-4279	03/12/2022	Exurban Rural & Regional Planning	CONSULTANTS General Planning Services November 2022	7,477.76	
103	EFT35260	15/12/2022	Down to Earth Training & Assessing			9,360.00
	INV 00036878	06/10/2022	Down to Earth Training & Assessing	WORKS Onsite Traffic Course Full Day & One Day Refresher Travel & Accommodation	9,360.00	
104	EFT35261	15/12/2022	Tommy Balukea			1,000.00
	INV 02822	28/11/2022	Tommy Balukea	TOURISM Revitalise & Activate Clive St Entertainment for Talent Night 121122	1,000.00	
105	EFT35262	15/12/2022	Shannon Patricia Beeck			600.00
	INV REIMBURSEMENT	29/11/2022	Shannon Patricia Beeck	REIMBURSEMENT of Bond for Venue Hire 291022	600.00	
106	EFT35263	15/12/2022	Shelley Daniels			62.55
	INV REIMBURSEMENT	29/11/2022	Shelley Daniels	REIMBURSEMENT of Refreshments for Noongar Leadership Group 301122	62.55	
107	EFT35264	15/12/2022	Remedy Music			50.00
	INV REIMBURSEMENT	24/11/2022	Remedy Music	REIMBURSEMENT for Key Bond Piesse Park Amphitheatre Stage Power	50.00	
108	EFT35265	15/12/2022	AFGRI Equipment			295.35
	INV 2652268	16/11/2022	AFGRI Equipment	KA25498 Mower Blade Drive Belt	295.35	
109	EFT35266	15/12/2022	DEPARTMENT OF PRIMARY INDUSTRIES & REGIONAL DEVELOPMENT (FORMERLY DAFWA)			70,390.06
	INV KATANNING LCDC	12/12/2022	DEPARTMENT OF PRIMARY INDUSTRIES & REGIONAL DEVELOPMENT (FORMERLY DAFWA)	SOIL Conservation Service Charge 2022/23	70,390.06	
110	EFT35267	15/12/2022	Air & Power			48.90
	INV 72026	16/11/2022	Air & Power	PLANT Safety Valve	48.90	

Schedule of Accounts Paid - December 2022

	Chq/EFT	Date	Name	Description	Invoice Amount	Payment Total
111	EFT35268	15/12/2022	ALBANY RECORDS MANAGEMENT			247.50
	INV 0011092	30/11/2022	ALBANY RECORDS MANAGEMENT	ADMIN Two Confidential Document Destruction Bins	247.50	
112	EFT35269	15/12/2022	AMPAC Debt Recovery			3,499.55
	INV 90725	30/11/2022	AMPAC Debt Recovery	RATES Debt Recovery November 2022	3,230.05	
	INV 91335	08/12/2022	AMPAC Debt Recovery	RATES Debt Recovery November 2022	269.50	
113	EFT35270	15/12/2022	Aerodrome Management Services			5,310.00
	INV AMSINV-08155	06/12/2022	Aerodrome Management Services	WORKS Aerodrome Training Course JT & BB	5,310.00	
114	EFT35271	15/12/2022	Australian Taxation Office			61,799.00
	INV PAYG	23/11/2022	Australian Taxation Office	PAYG TAX - PAY 11 - 10/11/2022 to 23/11/2022	31,301.00	
	INV PAYG	08/12/2022	Australian Taxation Office	PAYG for Pay 12 241122 - 071222	30,498.00	
115	EFT35272	15/12/2022	AUSTRALIA DAY COUNCIL OF WESTERN AUSTRALIA			12.50
	INV INV-1376	07/12/2022	AUSTRALIA DAY COUNCIL OF WESTERN AUSTRALIA	GOVERNANCE Community Citizen of the Year Award Additional Award Kit 2023	12.50	
116	EFT35273	15/12/2022	Australia Post			668.19
	INV 01/96296	24/10/2022	Australia Post	CREDIT Incorrectly Charged Letter 01/92363	-1.09	
	INV 1012015305	03/12/2022	Australia Post	DAILY Postage Fees November 2022	669.28	
117	EFT35274	15/12/2022	CGS Tyres			4,145.00
	INV 1005648	15/11/2022	CGS Tyres	PLANT Replacement Tryes	995.00	
	INV 1005730	22/11/2022	CGS Tyres	KA25566 John Deere Replacement Rear Tyres	3,000.00	
	INV 1005858	29/11/2022	CGS Tyres	KA25148 John Deere Mower Battery	150.00	
118	EFT35275	15/12/2022	Blight's Auto Electric			1,175.00
	INV 18987	12/11/2022	Blight's Auto Electric	PLANT Tennant Sweeper Starter Motor	1,175.00	
119	EFT35276	15/12/2022	BOC Limited			100.34
	INV 4032767531	28/11/2022	BOC Limited	GAS Bottle Refill November 2022	100.34	
120	EFT35277	15/12/2022	PL Bolto & Co			440.21
	INV REIMBURSEMENT	13/12/2022	PL Bolto & Co	REIMBURSEMENT of Overpaid Rates	440.21	

Schedule of Accounts Paid - December 2022

	Chq/EFT	Date	Name	Description	Invoice Amount	Payment Total
121	EFT35278	15/12/2022	BTW Rural Supplies			1,415.70
	INV 36844	02/11/2022	BTW Rural Supplies	KA277 Isuzu D-Max Spray Nozzles & Trailer Lights	292.50	
	INV 36897	07/11/2022	BTW Rural Supplies	KA1993 Hino Truck Cutting Torch Parts	644.50	
	INV 36925	09/11/2022	BTW Rural Supplies	BFB Couplings for Fire Appliance	151.70	
	INV 37024	16/11/2022	BTW Rural Supplies	WORKS Effluent Maintenance Pipe Fittings	18.00	
	INV 37071	21/11/2022	BTW Rural Supplies	KA1993 Hino Truck Flashback Arestors & Goggles	110.00	
	INV 37160	30/11/2022	BTW Rural Supplies	KLC Quartermaine Oval Assorted Retic Parts	199.00	
122	EFT35279	15/12/2022	BUCHER MUNICIPAL			1,742.90
	INV 1050527	30/11/2022	BUCHER MUNICIPAL	KA25293 Isuzu Sweeper Joy Stick Control & Drain Sucker Remote	1,742.90	
123	EFT35280	15/12/2022	CENTAMAN SYSTEM PTY LTD			5,102.81
	INV ANN12407	30/11/2022	CENTAMAN SYSTEM PTY LTD	KLC Computer Software Subscriptions Centaman License 010123 - 311223	5,102.81	
124	EFT35281	15/12/2022	Cherrie Leanne Campbell			76.95
	INV REIMBURSEMENT	05/12/2022	Cherrie Leanne Campbell	REIMBURSEMENT of Meals for Cemeteries Course CC 161122 - 171122	76.95	
125	EFT35282	15/12/2022	Mini Projects WA			2,360.00
	INV 591	14/11/2022	Mini Projects WA	REFUSE SITE Supervision of Construction of Shed Claim One	1,180.00	
	INV 608	13/12/2022	Mini Projects WA	REFUSE SITE Supervision of Construction of the Shed	1,180.00	
126	EFT35283	15/12/2022	CUTTING EDGES EQUIPMENT PARTS PTY LTD			4,093.32
	INV 3337092	21/11/2022	CUTTING EDGES EQUIPMENT PARTS PTY LTD	KA25614 Grader Blades	4,093.32	
127	EFT35284	15/12/2022	DELL AUSTRALIA PTY LTD			2,105.40
	INV 2411234520	09/11/2022	DELL AUSTRALIA PTY LTD	ADMIN Dell Laptop & Computer Screens	2,105.40	
128	EFT35285	15/12/2022	ELDERS RURAL SERVICES AUSTRALIA LIMITED			680.00
	INV CT76962	02/12/2022	ELDERS RURAL SERVICES AUSTRALIA LIMITED	WORKS Mosquito Control Insecticide	680.00	
129	EFT35286	15/12/2022	E & MJ ROSHER PTY LTD			2,048.00
	INV 1450779	29/11/2022	E & MJ ROSHER PTY LTD	KA25138 Case IH Mower Rear Roller Assembly	2,048.00	

Schedule of Accounts Paid - December 2022

	Chq/EFT	Date	Name	Description	Invoice Amount	Payment Total
130	EFT35287	15/12/2022	Great Southern Fuel Supplies			13,000.63
	INV 17005625	09/11/2022	Great Southern Fuel Supplies	DEPOT Engine Oil for Deisle Plant & Grease	1,754.55	
	INV 17005644	11/11/2022	Great Southern Fuel Supplies	KA277 Isuzu D-Max Engine Oil	78.10	
	INV 15009034	28/11/2022	Great Southern Fuel Supplies	KA369 Replacement Fuel Card	2.75	
	INV 17005731	29/11/2022	Great Southern Fuel Supplies	PLANT Fuel Nozzle & Trans Oil	533.87	
	INV FCRSNOV22	30/11/2022	Great Southern Fuel Supplies	FUEL Cards November 2022	10,631.36	
131	EFT35288	15/12/2022	Elizabeth Marie Guidera			11,525.00
	INV OCT-DEC22	23/11/2022	Elizabeth Marie Guidera	COUNCILLOR President Remuneration October - December 2022/23	11,525.00	
132	EFT35289	15/12/2022	John Christian Goodheart			5,900.00
	INV OCT-DEC22	23/11/2022	John Christian Goodheart	COUNCILLOR Deputy President Remuneration October - Decemebr 2022/23	5,900.00	
133	EFT35290	15/12/2022	Katanning Country Club			3,800.00
	INV INV-03850	02/11/2022	Katanning Country Club	RECREATION & SPORT Family Fun Day Activities	3,800.00	
134	EFT35291	15/12/2022	Wesfarmers Kleenheat Gas			86.35
	INV 4474108	01/11/2022	Wesfarmers Kleenheat Gas	TOWN HALL Gas Service Annual Fee	86.35	
135	EFT35292	15/12/2022	Kowalds News & Glasshouse			203.80
	INV SN00003930112022	30/11/2022	Kowalds News & Glasshouse	STATIONERY Newspapers 061122 - 271122	112.00	
	INV I0000026877	13/12/2022	Kowalds News & Glasshouse	LIBRARY Stationery Supplies Paper & Receipt Books	91.80	
136	EFT35293	15/12/2022	Kristy Nicole D'Aprile			4,025.00
	INV OCT-DEC22	23/11/2022	Kristy Nicole D'Aprile	COUNCILLOR Remuneration October - December 2022/23	4,025.00	
137	EFT35294	15/12/2022	KATANNING STOCK & TRADING			5,662.55
	INV 4/80	03/10/2022	KATANNING STOCK & TRADING	KAC Bird Spikes for Administration Entrance	84.00	
	INV 4/81	04/10/2022	KATANNING STOCK & TRADING	KAC Bird Spikes for Administration Entrance	87.50	
	INV 4/79	06/10/2022	KATANNING STOCK & TRADING	SALEYARDS Chain for pen numbers	139.70	
	INV 4/82	07/10/2022	KATANNING STOCK & TRADING	KAC Various Pool Chemicals	1,476.00	
	INV 4/83	07/10/2022	KATANNING STOCK & TRADING	MAINTENANCE Various Materials Letter Box Numbers & Sika Flex	222.05	

Schedule of Accounts Paid - December 2022

Chq/EFT	Date	Name	Description	Invoice Amount	Payment Total
INV 4/85	10/10/2022	KATANNING STOCK & TRADING	MAINTENANCE Statues/Memorials Sika Flex	29.90	
INV 4/84	10/10/2022	KATANNING STOCK & TRADING	AMHERST VILLAGE Turbo Disc & Plugs	49.50	
INV 4/86	18/10/2022	KATANNING STOCK & TRADING	CARROLUP HALL Padlock & Padbolt	85.40	
INV 4/87	18/10/2022	KATANNING STOCK & TRADING	KLC Rolls of Cloth Tape	39.60	
INV 4/88	19/10/2022	KATANNING STOCK & TRADING	KAC Repair Coupling & Silicone	42.70	
INV 4/89	21/10/2022	KATANNING STOCK & TRADING	KLC Three Tap Heads	33.60	
INV 4/90	24/10/2022	KATANNING STOCK & TRADING	LIBRARY Box of Fluorescent Tubes & Starters	202.50	
INV 4/91	24/10/2022	KATANNING STOCK & TRADING	MAINTENANCE Street Furniture & AAPG Cutex Oil Autumn Tone	1,437.00	
INV 4/92	25/10/2022	KATANNING STOCK & TRADING	MAINTENANCE Weather Strip & Silicone	53.70	
INV 4/93	25/10/2022	KATANNING STOCK & TRADING	TOWN HALL Door Seal	40.90	
INV 4/94	27/10/2022	KATANNING STOCK & TRADING	TOWN HALL Toilet Seating Washer & Pan Connector	40.40	
INV 4/95	01/11/2022	KATANNING STOCK & TRADING	AMHERST VILLAGE O Ring Lube & Pick	31.00	
INV 4/96	03/11/2022	KATANNING STOCK & TRADING	AAPG Brushes & Caution Tape	31.20	
INV 4/97	04/11/2022	KATANNING STOCK & TRADING	TOURISM Gas Bottle for BBQ Commuity Games Day	75.00	
INV 4/98	07/11/2022	KATANNING STOCK & TRADING	AAPG Caution Tape	10.00	
INV 4/100	08/11/2022	KATANNING STOCK & TRADING	SALEYARDS Chain for Pen Numbers	225.00	
INV 4/99	08/11/2022	KATANNING STOCK & TRADING	AMHERST VILLAGE Keys & Tags	52.00	
INV 5/1	10/11/2022	KATANNING STOCK & TRADING	AAPG Child Safe Gate Latch	70.00	
INV 5/2	10/11/2022	KATANNING STOCK & TRADING	SALEYARDS Clips for Fences in Holding Pens	47.60	
INV 5/3	11/11/2022	KATANNING STOCK & TRADING	KAC Paint for Bridge Maintenance	125.00	
INV 5/4	11/11/2022	KATANNING STOCK & TRADING	MAINTENANCE Street Furniture Paint Brushes	34.00	
INV 5/5	16/11/2022	KATANNING STOCK & TRADING	MAINTENANCE Park St Sandpaper, Turps & Bucket	27.10	
INV 5/6	17/11/2022	KATANNING STOCK & TRADING	KAC Bridge Paint & Scraper	262.00	
INV 5/7	17/11/2022	KATANNING STOCK & TRADING	KLC Gardens Fertilizer Spreader	99.00	
INV 5/9	22/11/2022	KATANNING STOCK & TRADING	KA14034 & 1TVP865 Elross Driver Reviver Food Trailers Wheel Chocks	114.00	

Schedule of Accounts Paid - December 2022

Chq/EFT	Date	Name	Description	Invoice Amount	Payment Total
INV 5/8	22/11/2022	KATANNING STOCK & TRADING	SALEYARDS Chain for pen numbers	112.50	
INV 5/10	23/11/2022	KATANNING STOCK & TRADING	MAINTENANCE Various Materials Cabin Hooks & Taps	133.70	
INV 5/11	29/11/2022	KATANNING STOCK & TRADING	MAINTENANCE Toilet Seat & Shower Holder	149.00	
138 EFT35295	15/12/2022	Katanning H Hardware			760.75
INV 102022674	21/11/2022	Katanning H Hardware	KA1993 Hino Truck Welding Helmet	126.95	
INV 106010585	21/11/2022	Katanning H Hardware	DEPOT Oil Pump	194.95	
INV 106010756	24/11/2022	Katanning H Hardware	KA1993 Hino Truck Utility Knife	249.00	
INV 102022810	29/11/2022	Katanning H Hardware	PLANT Scissors & Bolts	115.95	
INV 106011117	01/12/2022	Katanning H Hardware	PLANT Wiring & Rring Compressor	73.90	
139 EFT35296	15/12/2022	STATE LIBRARY OF WESTERN AUSTRALIA			694.07
INV RI034016	23/11/2022	STATE LIBRARY OF WESTERN AUSTRALIA	LIBRARY Freight Re-coup July - December 2022	694.07	
140 EFT35297	15/12/2022	Marketforce			997.13
INV 45964	24/11/2022	Marketforce	ADMIN Advertising Labourer/Mixed Duties Position GSH 031122	455.93	
INV 45966	24/11/2022	Marketforce	ADMIN OCM 2023 Meeting Dates	294.91	
INV 45965	24/11/2022	Marketforce	ADMIN Advertising Shire Administration Building Christmas Closure Dates	246.29	
141 EFT35298	15/12/2022	Matthew Gavin Collis			4,025.00
INV OCT-DEC22	23/11/2022	Matthew Gavin Collis	COUNCILLOR Remuneration October - November 2022/23	4,025.00	
142 EFT35299	15/12/2022	McLeods Lawyers			188.10
INV 127312	30/11/2022	McLeods Lawyers	ADMIN Legal Advice - 39 Cullen Street Katanning	188.10	
143 EFT35300	15/12/2022	Modern Teaching Aids			108.69
INV 45159319	18/11/2022	Modern Teaching Aids	LIBRARY Storytime & Holiday Program Craft Supplies	86.74	
INV 45185930	01/12/2022	Modern Teaching Aids	LIBRARY Storytime & Holiday Program Craft Supplies	21.95	

Schedule of Accounts Paid - December 2022

	Chq/EFT	Date	Name	Description	Invoice Amount	Payment Total
144	EFT35301	15/12/2022	QFH Multiparts			1,785.10
	INV 907991169	21/11/2022	QFH Multiparts	KA25614 Caterpillar Grader Hydraulic Hose	110.68	
	INV 908009836	23/11/2022	QFH Multiparts	KA1993 Hino Truck Grease Hoses & Fittings	436.93	
	INV 908039368	29/11/2022	QFH Multiparts	DEPOT Diesel Bowser Fuel Hose & Fittings	857.59	
	INV 908078388	06/12/2022	QFH Multiparts	WORKS Two Pairs of Safety Boots	379.90	
145	EFT35302	15/12/2022	PLASTICS PLUS			3,520.00
	INV 341305	05/12/2022	PLASTICS PLUS	SANITATION Bin Purchases 40 Green & Yellow	3,520.00	
146	EFT35303	15/12/2022	PLAY CHECK			3,080.00
	INV INV-03938	03/12/2022	PLAY CHECK	PARKS Playground Inspection - All Parks	3,080.00	
146	EFT35304	15/12/2022	POPTRONICS			150.00
	INV 78	11/11/2022	POPTRONICS	GOVERNANCE Hire & Setup PA System Remembrance Day 2022	150.00	
147	EFT35305	15/12/2022	REALM STUDIOS PTY LTD			1,100.00
	INV INV-2587	30/11/2022	REALM STUDIOS PTY LTD	GOVERNANCE Consultants Katanning Public Art Trail Strategy Professional Services	1,100.00	
148	EFT35306	15/12/2022	Serena Sandwell			4,025.00
	INV OCT-DEC22	23/11/2022	Serena Sandwell	COUNCILLOR Remuneration October - November 2022/23	4,025.00	
149	EFT35307	15/12/2022	SIGNS PLUS			149.00
	INV 00179809	22/11/2022	SIGNS PLUS	ADMIN Name Badges	149.00	
150	EFT35308	15/12/2022	Slavin Architects			11,000.00
	INV INV-0927	08/12/2022	Slavin Architects	ECH Planning Architectural Variation	11,000.00	
151	EFT35309	15/12/2022	SOS Office Equipment			910.80
	INV 600232	25/11/2022	SOS Office Equipment	TRANSPORT Printer Ink	910.80	
152	EFT35310	15/12/2022	South Regional TAFE			500.00
	INV I0021660	13/12/2022	South Regional TAFE	GOVERNANCE CEO Donation Student Award 2022	500.00	

Schedule of Accounts Paid - December 2022

	Chq/EFT	Date	Name	Description	Invoice Amount	Payment Total
153	EFT35311	15/12/2022	Katanning Sportspower			290.00
	INV 22-00007424	06/09/2022	Katanning Sportspower	ADMIN Fit for Work Program Pedometers for SOK Fitness Challenge 22	290.00	
154	EFT35312	15/12/2022	Burgess Rawson			1,135.10
	INV 17228	05/12/2022	Burgess Rawson	WATER Charges Austral Tce 051022 - 261122	329.21	
	INV 17229	05/12/2022	Burgess Rawson	WATER Charges Austral Tce 051022 - 261122	33.85	
	INV 17230	05/12/2022	Burgess Rawson	WATER Charges Austral Tce 051022 - 311222	141.31	
	INV 17231	05/12/2022	Burgess Rawson	WATER Charges Dore St 051022 - 261122	292.29	
	INV 17227	05/12/2022	Burgess Rawson	WATER Charges Austral Tce 051022 - 261122	338.44	
155	EFT35313	15/12/2022	Sunny Industrial Brushware			1,672.00
	INV 00025929	21/11/2022	Sunny Industrial Brushware	KA25293 Isuzu Truck Gutter Brooms	1,672.00	
156	EFT35314	15/12/2022	Albany V-Belt & Rubber			141.09
	INV IN363914	16/11/2022	Albany V-Belt & Rubber	KA25148 Mower Gas Struts & Spillfix	141.09	
157	EFT35315	15/12/2022	IT Vision			2,920.50
	INV 37839	30/11/2022	IT Vision	ADMIN Software Subscription Requisitions Module	2,920.50	
158	EFT35316	15/12/2022	Wagin Mechanical Repairs			140.00
	INV 38417	15/11/2022	Wagin Mechanical Repairs	BFB Foam Applicator Issues	140.00	
159	EFT35317	15/12/2022	Bunbury WA Country Health Service			50.00
	INV REIMBURSEMENT	28/11/2022	Bunbury WA Country Health Service	REIMBURSEMENT for Community Room Hire Key Bond	50.00	
160	EFT35318	15/12/2022	WALGA			4,812.50
	INV SI-002990	08/11/2022	WALGA	ECONOMIC DEVELOPMENT Pepare DAMA Business Case	4,812.50	
161	EFT35319	15/12/2022	Warren Blackwood Waste			10,636.83
	INV 00018330	26/11/2022	Warren Blackwood Waste	WASTE Collection General 141122 - 251122	4,456.98	
	INV 00018331	04/12/2022	Warren Blackwood Waste	WASTE Collection Recycling 281122 - 301122	5,112.85	
	INV 00018350	07/12/2022	Warren Blackwood Waste	SANITATION Collection 021122 - 301122	1,067.00	

Schedule of Accounts Paid - December 2022

	Chq/EFT	Date	Name	Description	Invoice Amount	Payment Total
162	EFT35320	15/12/2022	Watkins Plumbing			181.50
	INV 1956	22/11/2022	Watkins Plumbing	AAPG Repairs to Water Fountain Tap	181.50	
163	EFT35321	15/12/2022	Water Corporation			15,650.20
	INV 9017943102	30/11/2022	Water Corporation	WATER Charges 25 Marmion St 061022 - 311222	302.66	
	INV 9018411079	30/11/2022	Water Corporation	WATER Charges Unit 1/6 Hill Way 061022 - 311222	260.75	
	INV 9018411087	30/11/2022	Water Corporation	WATER Charges Unit 2/6 Hill Way 061022 - 311222	262.65	
	INV 9022529707	30/11/2022	Water Corporation	WATER Charges Paddock at Crosby St 061022 - 311222	30.48	
	INV 9024453267	30/11/2022	Water Corporation	WATER Charges Unit 1/8 Kaatanup Loop 011122 - 311222	255.03	
	INV 9024453283	30/11/2022	Water Corporation	WATER Charges Unit 4/8 Kaatanup Loop 011122 - 311222	255.03	
	INV 9024453291	30/11/2022	Water Corporation	WATER Charges Unit 2/8 Kaatanup Loop 011122 - 311222	255.03	
	INV 9024464556	30/11/2022	Water Corporation	WATER Charges Unit 2/5 Kaatanup Loop 011122 - 311222	255.03	
	INV 9024464564	30/11/2022	Water Corporation	WATER Charges Unit 3/5 Kaatanup Loop 011122 - 311222	223.18	
	INV 9024453275	30/11/2022	Water Corporation	WATER Charges Unit 3/5 Kaatanup Loop 011122 - 311222	255.03	
	INV 9007680708	30/11/2022	Water Corporation	WATER Charges House at Crosby St 061022 - 311222	78.47	
	INV 9007680716	30/11/2022	Water Corporation	WATER Charges Showgrounds at Pemble St 061022 - 311222	994.79	
	INV 9007672871	01/12/2022	Water Corporation	WATER Charges 19 Charles St 051022 - 311222	268.37	
	INV 9015188852	01/12/2022	Water Corporation	WATER Charges Carpark at 89 Clive St 051022 - 271122	251.73	
	INV 9015649399	01/12/2022	Water Corporation	WATER Charges 61B Conroy St 051022 - 311222	252.67	
	INV 9015649401	01/12/2022	Water Corporation	WATER Charges 61A Conroy St 051022 - 311222	281.25	
	INV 9007692098	02/12/2022	Water Corporation	WATER Charges Daycare at Conroy St 011122 - 311222	92.83	
	INV 9007673962	02/12/2022	Water Corporation	WATER Charges Standpipe at Cullen St 041022 - 261122	1,373.33	
	INV 9007674666	02/12/2022	Water Corporation	WATER Charges KAC Claude St 041022 - 311222	4,452.91	
INV 9007679424	02/12/2022	Water Corporation	WATER Charges Saleyards at Daping St 011122 - 311222	136.28		
INV 9007680644	02/12/2022	Water Corporation	WATER Charges Standpipe at Baker St 011122 - 311222	48.96		

Schedule of Accounts Paid - December 2022

Chq/EFT	Date	Name	Description	Invoice Amount	Payment Total
INV 9007680724	02/12/2022	Water Corporation	WATER Charges Yard at Pemble St 061022 - 311222	2,895.34	
INV 9007684864	08/12/2022	Water Corporation	WATER Charges AAPG Albion St 131022 - 311222	262.98	
INV 9007684987	08/12/2022	Water Corporation	WATER Charges Park at Albion St 131022 - 311222	216.74	
INV 9007688427	08/12/2022	Water Corporation	WATER Charges Paddock at Kojonup Rd 131022 - 041222	137.05	
INV 9010435295	08/12/2022	Water Corporation	WATER Charges 52 Austral Tce 131022 - 311222	1,469.33	
INV 9007681145	08/12/2022	Water Corporation	WATER Charges 42 Austral Tce 131022 - 311222	82.30	
164 EFT35322	15/12/2022	Katanning Nutrien Ag Solutions			61.38
INV 908053847	01/12/2022	Katanning Nutrien Ag Solutions	PLANT Gas Bottle for Forklift	61.38	
165 EFT35323	15/12/2022	West Australian Newspapers			600.00
INV 1007010420221130	30/11/2022	West Australian Newspapers	ADMIN Advertising Shire Matters 101122	600.00	
166 EFT35324	15/12/2022	Synergy			13,711.91
INV 638847540	30/11/2022	Synergy	ELECTRICITY Charges Powerwatch 011122 - 301122	348.50	
INV 312951080	01/12/2022	Synergy	ELECTRICITY Charges 52 Austral Tce 011122 - 301122	2,115.78	
INV 338348270	02/12/2022	Synergy	ELECTRICITY Charges Streetlights 251022 - 241122	11,247.63	
167 EFT35325	15/12/2022	The Workwear Group			386.24
INV 14447899	10/11/2022	The Workwear Group	LIBRARY Uniform Order CW 2022/23	47.96	
INV 14455066	15/11/2022	The Workwear Group	ADMIN Uniform Order NS 2022/23	338.28	
168 EFT35326	15/12/2022	Gypsy Kitchen Co			1,790.00
INV INV-0079	15/12/2022	Gypsy Kitchen Co	GOVERNANCE Shire Christmas Party Catering 141222	1,790.00	
169 EFT35327	15/12/2022	Katanning Neighbourhood Centre Inc "Community Harvest" (Food Bank)			500.00
INV 2312	24/11/2022	Katanning Neighbourhood Centre Inc "Community Harvest" (Food Bank)	CEO Donations Christmas & New Year Food Shop	500.00	
170 EFT35328	23/12/2022	iiNet			79.99
INV 134841387	17/12/2022	iiNet	CEO Internet Expenses 010123 - 310123	79.99	
				EFT Total \$	676,406.69

Schedule of Accounts Paid - December 2022

Chq/EFT	Date	Name	Description	Invoice Amount	Payment Total
---------	------	------	-------------	----------------	---------------

Payroll Payments

Chq/EFT	Date	Name	Description	Invoice Amount	Payment Total
171	PAY	7/12/2022	PAYROLL		114,624.05
	PAY	7/12/2022	PAYROLL	114,624.05	
			Payroll PAY 12		
172	PAY	21/12/2022	PAYROLL		121,938.33
	PAY	21/12/2022	PAYROLL	121,938.33	
			Payroll PAY 13		
				Pay Total \$	236,562.38

Direct Debit Payments

Chq/EFT	Date	Name	Description	Invoice Amount	Payment Total
173	SUPER	7/12/2022	Superchoice		16,963.12
	SUPER	7/12/2022	Superchoice	16,963.12	
			Superannuation Payments December 2022		
174	DD31698.1	15/12/2022	NBN CO LIMITED		9,892.77
	INV 300176488	15/12/2022	NBN CO LIMITED	9,892.77	
			MEDICAL CENTRE MDU Rearrangement		
175	SUPER	21/12/2022	Superchoice		18,057.09
	SUPER	21/12/2022	Superchoice	18,057.09	
			Superannuation Payments December 2022		
176	DD31732.2	15/12/2022	SG Fleet Australia		1,054.37
	INV AUSG00402863	30/11/2022	SG Fleet Australia	1,054.37	
			Vehicle lease - CESM		
				Direct Debit Total \$	45,967.35

Credit Card Payments

Chq/EFT	Date	Name	Description	Invoice Amount	Payment Total
177	DD31732.1	26/12/2022	Commonwealth Bank of Australia		6,539.17
	INV DEC2022	23/12/2022	Commonwealth Bank of Australia	1840.60	
	INV DEC2022	23/12/2022	Commonwealth Bank of Australia	19.30	
			DOT Training Accommodation - A Tussler-Brookfield		
			EVENTS Christmas Decorations		

Schedule of Accounts Paid - December 2022

Chq/EFT	Date	Name	Description	Invoice Amount	Payment Total
INV DEC2022	23/12/2022	Commonwealth Bank of Australia	ADMIN Advertising - Manager Projects & Assets	935.00	
INV DEC2022	23/12/2022	Commonwealth Bank of Australia	EVENTS Christmas Decorations	255.80	
INV DEC2022	23/12/2022	Commonwealth Bank of Australia	EVENTS Cable ties	12.40	
INV DEC2022	23/12/2022	Commonwealth Bank of Australia	DOT training accommodation - N Abdullah	1425.68	
INV DEC2022	23/12/2022	Commonwealth Bank of Australia	ADMIN Christmas Party refreshments	12.00	
INV DEC2022	23/12/2022	Commonwealth Bank of Australia	ADMIN Christmas Party refreshments	117.15	
INV DEC2022	23/12/2022	Commonwealth Bank of Australia	ADMIN Stationery	20.91	
INV DEC2022	23/12/2022	Commonwealth Bank of Australia	PARKS Lake Ewlyamartup - DoT Jetty Licence	43.70	
INV DEC2022	23/12/2022	Commonwealth Bank of Australia	ADMIN Certificate of Title	56.40	
INV DEC2022	23/12/2022	Commonwealth Bank of Australia	ADMIN Certificate of Title	141.00	
INV DEC2022	23/12/2022	Commonwealth Bank of Australia	CDOW Bread rolls - Youth EOY Roller Blading	56.00	
INV DEC2022	23/12/2022	Commonwealth Bank of Australia	KLC Kids Adventure Club - Subway Platters	120.00	
INV DEC2022	23/12/2022	Commonwealth Bank of Australia	PARKS Gas Bottle - Lions Park	172.00	
INV DEC2022	23/12/2022	Commonwealth Bank of Australia	WORKS Gas Bottle - Refuse Site	172.00	
INV DEC2022	23/12/2022	Commonwealth Bank of Australia	WORKS Bakery Bread	15.10	
INV DEC2022	23/12/2022	Commonwealth Bank of Australia	WORKS Accommodation - B Brookfield - AMS Training	450.00	
INV DEC2022	23/12/2022	Commonwealth Bank of Australia	WORKS Accommodation - J Taylor - AMS Training	450.00	
INV DEC2022	23/12/2022	Commonwealth Bank of Australia	BFB BBQ items for Brigade BBQ	42.23	
INV DEC2022	23/12/2022	Commonwealth Bank of Australia	BFB Eyedrops for Firefighters	29.90	
INV DEC2022	23/12/2022	Commonwealth Bank of Australia	CESM Printer Cartridge	152.00	

Credit Card Totals \$ 6,539.17

Cheque Total	\$351.70	0.04%
EFT Total	\$676,406.69	70.03%
Payroll Total	\$236,562.38	24.49%
Direct Debit Total	\$45,967.35	4.76%
Credit Card Total	\$6,539.17	0.68%
	\$965,827.29	100.00%



Shire of
Katanning
Heart of the Great Southern

Monthly Statement of Financial Activity
For the period ended
31 December 2022



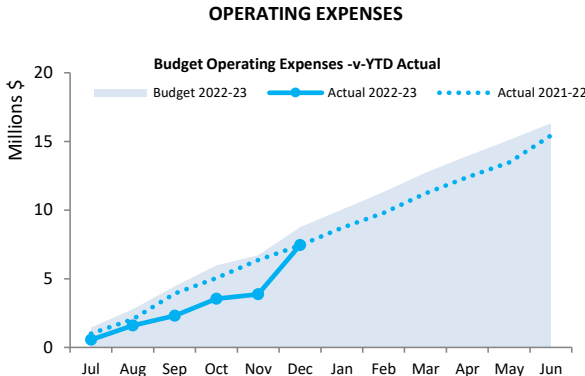
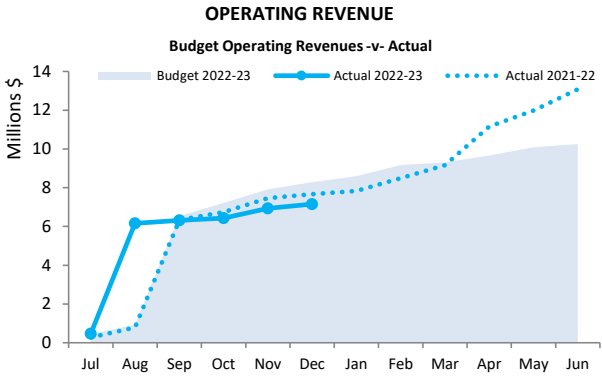
SHIRE OF KATANNING
MONTHLY FINANCIAL REPORT
(Containing the Statement of Financial Activity)
For the period ending 31 December 2022

LOCAL GOVERNMENT ACT 1995
LOCAL GOVERNMENT (FINANCIAL MANAGEMENT) REGULATIONS 1996

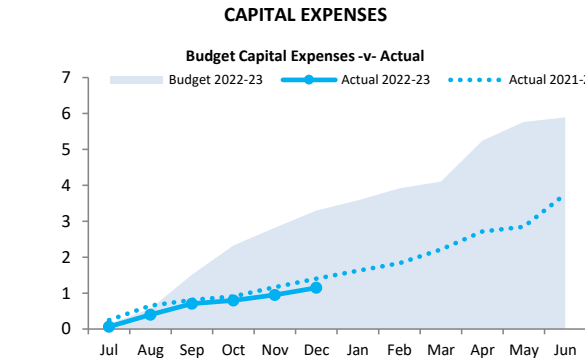
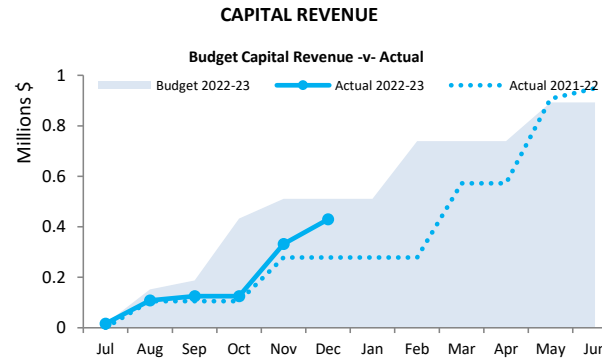
TABLE OF CONTENTS

Statement of Financial Activity by Nature or Type	5
Basis of Preparation	6
Note 1 Statement of Financial Activity Information	7
Note 2 Cash and Financial Assets	8
Note 3 Receivables	9
Note 4 Other Current Assets	10
Note 5 Payables	11
Note 6 Disposal of Assets	12
Note 7 Capital Acquisitions	13
Note 8 Borrowings	15
Note 9 Lease Liabilities	16
Note 10 Reserve Accounts	17
Note 11 Other Current Liabilities	18
Note 12 Operating grants and contributions	19
Note 13 Non operating grants and contributions	20
Note 14 Explanation of Material Variances	21

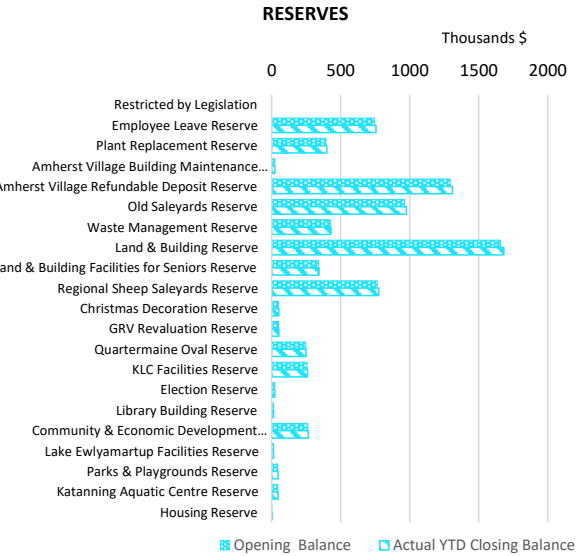
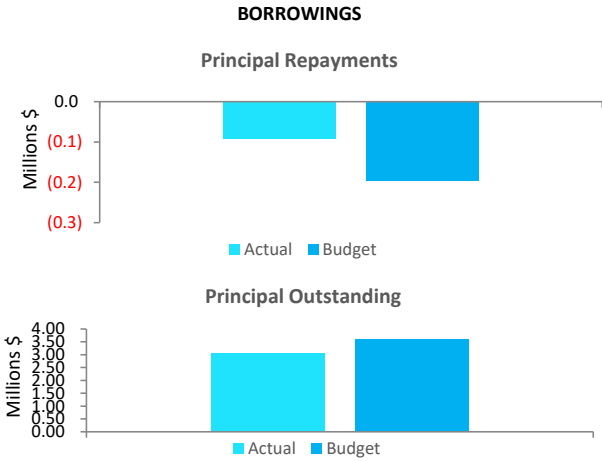
OPERATING ACTIVITIES



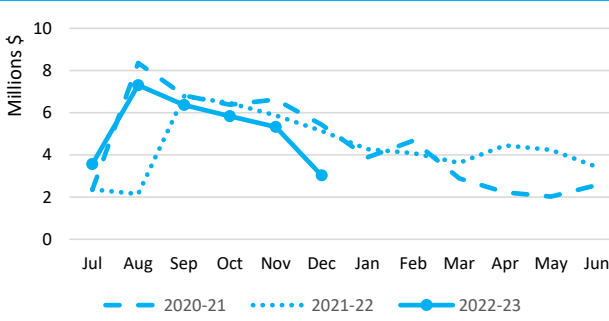
INVESTING ACTIVITIES



FINANCING ACTIVITIES



Closing funding surplus / (deficit)



This information is to be read in conjunction with the accompanying Financial Statements and Notes.

Funding surplus / (deficit) Components

Funding surplus / (deficit)				
	Adopted Budget	YTD Budget (a)	YTD Actual (b)	Var. \$ (b)-(a)
Opening	\$3.14 M	\$1.57 M	\$1.47 M	(\$0.10 M)
Closing	\$0.00 M	\$3.42 M	\$3.01 M	(\$0.42 M)

Refer to Statement of Financial Activity

Cash and cash equivalents		
	\$	% of total
Unrestricted Cash	\$2.37 M	16.5%
Restricted Cash	\$11.98 M	83.5%

Refer to Note 2 - Cash and Financial Assets

Payables		
	\$	% Outstanding
Trade Payables	\$0.33 M	
0 to 30 Days		73.0%
Over 30 Days		26.9%
Over 90 Days		0.7%

Refer to Note 5 - Payables

Receivables		
	\$	% Collected
Rates Receivable	\$2.24 M	61.9%
Trade Receivable	\$0.34 M	
Over 30 Days		94.2%
Over 90 Days		89.6%

Refer to Note 3 - Receivables

Key Operating Activities

Amount attributable to operating activities			
Adopted Budget	YTD Budget (a)	YTD Actual (b)	Var. \$ (b)-(a)
(\$0.85 M)	\$2.07 M	\$2.46 M	\$0.39 M

Refer to Statement of Financial Activity

Rates Revenue		
YTD Actual	\$	% Variance
YTD Actual	\$4.68 M	
YTD Budget	\$4.68 M	(0.0%)

Refer to Statement of Financial Activity

Operating Grants and Contributions		
YTD Actual	\$	% Variance
YTD Actual	\$0.68 M	
YTD Budget	\$1.41 M	(51.7%)

Refer to Note 12 - Operating Grants and Contributions

Fees and Charges		
YTD Actual	\$	% Variance
YTD Actual	\$1.33 M	
YTD Budget	\$1.32 M	0.5%

Refer to Statement of Financial Activity

Key Investing Activities

Amount attributable to investing activities			
Adopted Budget	YTD Budget (a)	YTD Actual (b)	Var. \$ (b)-(a)
(\$4.58 M)	(\$2.61 M)	(\$0.72 M)	\$1.89 M

Refer to Statement of Financial Activity

Proceeds on sale		
YTD Actual	\$	%
YTD Actual	\$0.02 M	
Adopted Budget	\$0.42 M	(96.5%)

Refer to Note 6 - Disposal of Assets

Asset Acquisition		
YTD Actual	\$	% Spent
YTD Actual	\$1.15 M	
Adopted Budget	\$5.89 M	(80.5%)

Refer to Note 7 - Capital Acquisitions

Capital Grants		
YTD Actual	\$	% Received
YTD Actual	\$0.41 M	
Adopted Budget	\$0.89 M	(53.6%)

Refer to Note 7 - Capital Acquisitions

Key Financing Activities

Amount attributable to financing activities			
Adopted Budget	YTD Budget (a)	YTD Actual (b)	Var. \$ (b)-(a)
\$2.29 M	\$2.40 M	(\$0.20 M)	(\$2.60 M)

Refer to Statement of Financial Activity

Borrowings	
Principal repayments	\$0.09 M
Interest expense	\$0.03 M
Principal due	\$3.05 M

Refer to Note 8 - Borrowings

Reserves	
Reserves balance	\$7.73 M
Interest earned	\$0.10 M

Refer to Note 10 - Cash Reserves

Lease Liability	
Principal repayments	\$0.01 M
Interest expense	\$0.00 M
Principal due	\$0.04 M

Refer to Note 9 - Lease Liabilities

This information is to be read in conjunction with the accompanying Financial Statements and notes.

**KEY TERMS AND DESCRIPTIONS
FOR THE PERIOD ENDED 31 DECEMBER 2022**

REVENUE

RATES

All rates levied under the *Local Government Act 1995*. Includes general, differential, specified area rates, minimum rates, interim rates, back rates, ex-gratia rates, less discounts and concessions offered. Excludes administration fees, interest on instalments, interest on arrears, service charges and sewerage rates.

OPERATING GRANTS, SUBSIDIES AND CONTRIBUTIONS

Refers to all amounts received as grants, subsidies and contributions that are not non-operating grants.

NON-OPERATING GRANTS, SUBSIDIES AND CONTRIBUTIONS

Amounts received specifically for the acquisition, construction of new or the upgrading of identifiable non financial assets paid to a local government, irrespective of whether these amounts are received as capital grants, subsidies, contributions or donations.

REVENUE FROM CONTRACTS WITH CUSTOMERS

Revenue from contracts with customers is recognised when the local government satisfies its performance obligations under the contract.

FEES AND CHARGES

Revenues (other than service charges) from the use of facilities and charges made for local government services, sewerage rates, rentals, hire charges, fee for service, photocopying charges, licences, sale of goods or information, fines, penalties and administration fees. Local governments may wish to disclose more detail such as rubbish collection fees, rental of property, fines and penalties, and other fees and charges.

SERVICE CHARGES

Service charges imposed under *Division 6 of Part 6 of the Local Government Act 1995*. *Regulation 54 of the Local Government (Financial Management) Regulations 1996* identifies these as television and radio broadcasting, underground electricity and neighbourhood surveillance services. Exclude rubbish removal charges.

INTEREST EARNINGS

Interest and other items of a similar nature received from bank and investment accounts, interest on rate instalments, interest on rate arrears and interest on debtors.

OTHER REVENUE / INCOME

Other revenue, which can not be classified under the above headings, includes dividends, discounts, rebates, reimbursements etc.

PROFIT ON ASSET DISPOSAL

Excess of assets received over the net book value for assets on their disposal.

EXPENSES

EMPLOYEE COSTS

All costs associated with the employment of person such as salaries, wages, allowances, benefits such as vehicle and housing, superannuation, employment expenses, removal expenses, relocation expenses, worker's compensation insurance, training costs, conferences, safety expenses, medical examinations, fringe benefit tax, etc.

MATERIALS AND CONTRACTS

All expenditures on materials, supplies and contracts not classified under other headings. These include supply of goods and materials, legal expenses, maintenance agreements, communication expenses, advertising expenses, membership, periodicals, publications, hire expenses, rental, postage and freight etc. Local governments may wish to disclose more detail such as contract services, consultancy, information technology, rental or lease expenditures.

UTILITIES (GAS, ELECTRICITY, WATER)

Expenditures made to the respective agencies for the provision of power, gas or water. Exclude expenditures incurred for the reinstatement of roadwork on behalf of these agencies.

INSURANCE

All insurance other than worker's compensation and health benefit insurance included as a cost of employment.

LOSS ON ASSET DISPOSAL

Shortfall between the value of assets received over the net book value for assets on their disposal.

DEPRECIATION ON NON-CURRENT ASSETS

Depreciation expense raised on all classes of assets. Excluding Land.

INTEREST EXPENSES

Interest and other costs of finance paid, including costs of finance for loan debentures, overdraft accommodation and refinancing expenses.

OTHER EXPENDITURE

Statutory fees, taxes, allowance for impairment of assets, member's fees or State taxes. Donations and subsidies made to community groups.

10.2.2

STATEMENT OF FINANCIAL ACTIVITY FOR THE PERIOD ENDED 31 DECEMBER 2022

BY NATURE OR TYPE

	Ref Note	Adopted Budget (a)	YTD Budget (b)	YTD Actual (c)	Variance \$ (c) - (b)	Variance % ((c) - (b))/(b)	Var.
		\$	\$	\$	\$	%	
Opening funding surplus / (deficit)	1(c)	3,139,998	1,569,999	1,468,360	(101,639)	(6.47%)	
Revenue from operating activities							
Rates		4,672,709	4,672,614	4,676,397	3,783	0.08%	
Rates (excluding general rate)		4,670	4,670	0	(4,670)	(100.00%)	
Operating grants, subsidies and contributions	12	2,112,415	1,409,988	681,539	(728,449)	(51.66%)	▼
Fees and charges		1,861,766	1,320,330	1,327,031	6,701	0.51%	
Interest earnings		98,500	55,254	161,018	105,764	191.41%	▲
Other revenue		433,674	309,954	307,604	(2,350)	(0.76%)	
Profit on disposal of assets	6	174,214	0	10,212	10,212	0.00%	▲
		9,357,948	7,772,810	7,163,801	(609,009)	(7.84%)	
Expenditure from operating activities							
Employee costs		(4,434,829)	(2,275,324)	(2,079,951)	195,373	8.59%	
Materials and contracts		(4,291,722)	(2,580,873)	(1,781,105)	799,768	30.99%	▲
Utility charges		(528,015)	(265,986)	(208,658)	57,328	21.55%	▲
Depreciation on non-current assets		(6,108,055)	(3,053,994)	(2,773,288)	280,706	9.19%	
Interest expenses		(118,046)	(57,405)	(31,407)	25,998	45.29%	▲
Insurance expenses		(406,146)	(348,144)	(407,681)	(59,537)	(17.10%)	▼
Other expenditure		(352,813)	(178,228)	(186,093)	(7,865)	(4.41%)	
Loss on disposal of assets	6	(59,016)	0	0	0	0.00%	
		(16,298,642)	(8,759,954)	(7,468,183)	1,291,771	(14.75%)	
Non-cash amounts excluded from operating activities	1(a)	6,087,847	3,053,994	2,763,076	(290,918)	(9.53%)	
Amount attributable to operating activities		(852,847)	2,066,850	2,458,694	391,844	18.96%	
Investing activities							
Proceeds from non-operating grants, subsidies and contributions	13	892,744	511,287	414,446	(96,841)	(18.94%)	▼
Proceeds from disposal of assets	6	424,773	424,773	15,000	(409,773)	(96.47%)	▼
Proceeds from financial assets at amortised cost - self supporting loans	8	250,000	0	0	0	0.00%	
Payments for financial assets at amortised cost - self supporting loans	8	(250,000)	(250,000)	0	250,000	100.00%	▲
Payments for property, plant and equipment and infrastructure	7	(5,893,019)	(3,299,973)	(1,148,900)	2,151,073	65.18%	▲
Amount attributable to investing activities		(4,575,502)	(2,613,913)	(719,454)	1,894,459	(72.48%)	
Financing Activities							
Proceeds from new debentures	8	650,000	650,000	0	(650,000)	(100.00%)	▼
Transfer from reserves	10	2,503,012	2,503,012	0	(2,503,012)	(100.00%)	▼
Payments for principal portion of lease liabilities	9	(11,503)	0	(7,823)	(7,823)	0.00%	
Repayment of debentures	8	(195,158)	(97,579)	(91,496)	6,083	6.23%	
Transfer to reserves	10	(658,000)	(658,000)	(103,183)	554,817	84.32%	▲
Amount attributable to financing activities		2,288,351	2,397,433	(202,502)	(2,599,935)	(108.45%)	
Closing funding surplus / (deficit)	1(c)	0	3,420,369	3,005,098	(415,271)	12.14%	▼

KEY INFORMATION

▲ ▼ Indicates a variance between Year to Date (YTD) Budget and YTD Actual data as per the adopted materiality threshold.

Refer to Note 14 for an explanation of the reasons for the variance.

This statement is to be read in conjunction with the accompanying Financial Statements and Notes.

BASIS OF PREPARATION

The financial report has been prepared in accordance with Australian Accounting Standards (as they apply to local governments and not-for-profit entities) and interpretations of the Australian Accounting Standards Board, and the *Local Government Act 1995* and accompanying Regulations.

The *Local Government Act 1995* and accompanying Regulations take precedence over Australian Accounting Standards where they are inconsistent.

The *Local Government (Financial Management) Regulations 1996* specify that vested land is a right-of-use asset to be measured at cost, and is considered a zero cost concessionary lease. All right-of-use assets under zero cost concessionary leases are measured at zero cost rather than at fair value, except for vested improvements on concessionary land leases such as roads, buildings or other infrastructure which continue to be reported at fair value, as opposed to the vested land which is measured at zero cost. The measurement of vested improvements at fair value is a departure from AASB 16 which would have required the Shire to measure any vested improvements at zero cost.

Accounting policies which have been adopted in the preparation of this financial report have been consistently applied unless stated otherwise. Except for cash flow and rate setting information, the financial report has been prepared on the accrual basis and is based on historical costs, modified, where applicable, by the measurement at fair value of selected non-current assets, financial assets and liabilities.

THE LOCAL GOVERNMENT REPORTING ENTITY

All funds through which the Shire controls resources to carry on its functions have been included in the financial statements forming part of this financial report.

All monies held in the Trust Fund are excluded from the financial statements.

SIGNIFICANT ACCOUNTING POLICIES

CRITICAL ACCOUNTING ESTIMATES

The preparation of a financial report in conformity with Australian Accounting Standards requires management to make judgements, estimates and assumptions that effect the application of policies and reported amounts of assets and liabilities, income and expenses.

The estimates and associated assumptions are based on historical experience and various other factors believed to be reasonable under the circumstances; the results of which form the basis of making the judgements about carrying values of assets and liabilities not readily apparent from other sources. Actual results may differ from these estimates.

The balances, transactions and disclosures impacted by accounting estimates are as follows:

- estimation of fair values of certain financial assets
- estimation of fair values of fixed assets shown at fair value
- impairment of financial assets

GOODS AND SERVICES TAX

Revenues, expenses and assets are recognised net of the amount of GST, except where the amount of GST incurred is not recoverable from the Australian Taxation Office (ATO). Receivables and payables are stated inclusive of GST receivable or payable. The net amount of GST recoverable from, or payable to, the ATO is included with receivables or payables in the statement of financial position. Cash flows are presented on a gross basis. The GST components of cash flows arising from investing or financing activities which are recoverable from, or payable to, the ATO are presented as operating cash flows.

ROUNDING OFF FIGURES

All figures shown in this statement are rounded to the nearest dollar.

PREPARATION TIMING AND REVIEW

Date prepared: All known transactions up to 17 January 2023

(a) Non-cash items excluded from operating activities

The following non-cash revenue and expenditure has been excluded from operating activities within the Statement of Financial Activity in accordance with *Financial Management Regulation 32*.

	Notes	Adopted Budget	YTD Budget (a)	YTD Actual (b)
Non-cash items excluded from operating activities				
		\$	\$	\$
Adjustments to operating activities				
Less: Profit on asset disposals	6	(174,214)	0	(10,212)
Less: Fair value adjustments to financial assets at amortised cost		94,990	0	0
Add: Loss on asset disposals	6	59,016	0	0
Add: Depreciation on assets		6,108,055	3,053,994	2,773,288
Total non-cash items excluded from operating activities		6,087,847	3,053,994	2,763,076

(b) Adjustments to net current assets in the Statement of Financial Activity

The following current assets and liabilities have been excluded from the net current assets used in the Statement of Financial Activity in accordance with *Financial Management Regulation 32* to agree to the surplus/(deficit) after imposition of general rates.

		Adopted Budget Opening 30 June 2022	Last Year Closing 30 June 2022	Year to Date 31 December 2022
Adjustments to net current assets				
Less: Reserves - restricted cash	10	(5,777,140)	(7,622,151)	(7,725,334)
Less: - Financial assets at amortised cost - self supporting loans	4	250,000	0	0
Less: Amherst Deposits		1,137,794	0	0
Add: Borrowings	8	639,000	184,158	92,662
Add: Provisions employee related provisions	11	640,705	640,705	640,705
Add: Lease liabilities	9	7,054	14,578	14,578
Add: Other Adjustments		0	0	(1)
Total adjustments to net current assets		(3,102,587)	(6,782,710)	(6,977,390)

(c) Net current assets used in the Statement of Financial Activity

Current assets				
Cash and cash equivalents	2	0	9,714,690	10,092,428
Financial assets at amortised cost	2	0	4,303,578	4,250,951
Rates receivables	3	0	1,207,908	2,241,533
Receivables	3	0	473,249	335,151
Other current assets	4	0	4,439	132,369
Less: Current liabilities				
Payables	5	0	(1,910,304)	(1,663,756)
Borrowings	8	0	(184,158)	(92,662)
Contract liabilities	11	0	(4,703,049)	(4,650,422)
Lease liabilities	9	0	(14,578)	(14,578)
Provisions	11	0	(640,705)	(640,705)
Less: Total adjustments to net current assets	1(b)	0	(6,782,710)	(6,977,390)
Closing funding surplus / (deficit)		0	1,468,360	3,012,919

CURRENT AND NON-CURRENT CLASSIFICATION

In the determination of whether an asset or liability is current or non-current, consideration is given to the time when each asset or liability is expected to be settled. Unless otherwise stated assets or liabilities are classified as current if expected to be settled within the next 12 months, being the Council's operational cycle.

NOTES TO THE STATEMENT OF FINANCIAL ACTIVITY
FOR THE PERIOD ENDED 31 DECEMBER 2022

Description	Classification	Unrestricted	Restricted	Total Cash	Trust	Institution	Interest Rate	Maturity Date
		\$	\$	\$	\$			
Cash at Bank	Cash and cash equivalents	2,367,094	7,725,334	10,092,428	0	CBA		
Term Deposit	Financial assets at amortised cost	0	4,250,951	4,250,951	0	WATC		
Total		2,367,094	11,976,285	14,343,379	0			
Comprising								
Cash and cash equivalents		2,367,094	7,725,334	10,092,428	0			
Financial assets at amortised cost		0	4,250,951	4,250,951	0			
		2,367,094	11,976,285	14,343,379	0			

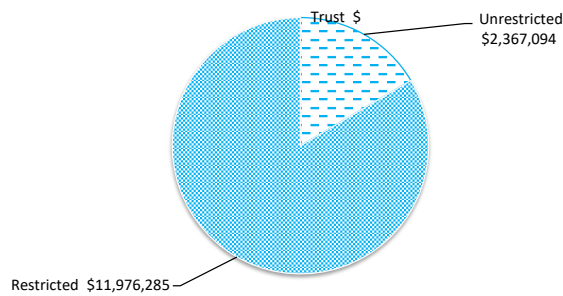
KEY INFORMATION

Cash and cash equivalents include cash on hand, cash at bank, deposits available on demand with banks and other short term highly liquid investments with original maturities of three months or less that are readily convertible to known amounts of cash and which are subject to an insignificant risk of changes in value. Bank overdrafts are reported as short term borrowings in current liabilities in the statement of net current assets.

The local government classifies financial assets at amortised cost if both of the following criteria are met:

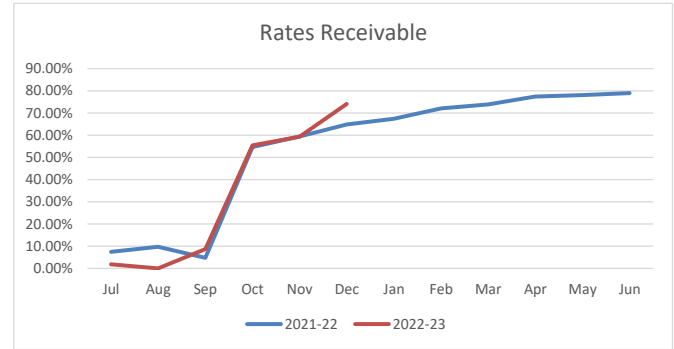
- the asset is held within a business model whose objective is to collect the contractual cashflows, and
- the contractual terms give rise to cash flows that are solely payments of principal and interest.

Financial assets at amortised cost held with registered financial institutions are listed in this note other financial assets at amortised cost are provided in Note 4 - Other assets.



NOTES TO THE STATEMENT OF FINANCIAL ACTIVITY
FOR THE PERIOD ENDED 31 DECEMBER 2022

Rates receivable	30 Jun 2022	31 Dec 2022
	\$	\$
Opening arrears previous years	0	1,207,908
Levied this year	4,672,555	4,676,397
Less - collections to date	(3,464,647)	(3,642,772)
Gross rates collectable	1,207,908	2,241,533
Net rates collectable	1,207,908	2,241,533
% Collected	74.1%	61.9%



Receivables - general	Credit	Current	30 Days	60 Days	90+ Days	Total
	\$	\$	\$	\$	\$	\$
Receivables - general	(11,294)	52,398	22,845	9,536	631,376	704,861
Percentage	(1.6%)	7.4%	3.2%	1.4%	89.6%	
Balance per trial balance						
Sundry receivable						704,861
GST receivable						0
Allowance for impairment of receivables from contracts with customers						(369,710)
Total receivables general outstanding						335,151

Amounts shown above include GST (where applicable)

KEY INFORMATION

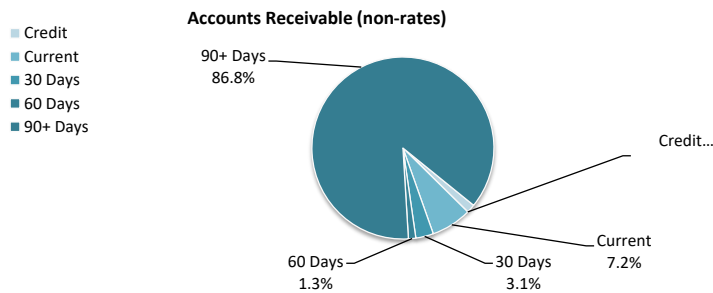
Trade and other receivables include amounts due from ratepayers for unpaid rates and service charges and other amounts due from third parties for goods sold and services performed in the ordinary course of business.

Trade receivables are recognised at original invoice amount less any allowances for uncollectable amounts (i.e. impairment). The carrying amount of net trade receivables is equivalent to fair value as it is due for settlement within 30 days.

Classification and subsequent measurement

Receivables which are generally due for settlement within 30 days except rates receivables which are expected to be collected within 12 months are classified as current assets. All other receivables such as, deferred pensioner rates receivable after the end of the reporting period are classified as non-current assets.

Trade and other receivables are held with the objective to collect the contractual cashflows and therefore the Shire measures them subsequently at amortised cost using the effective interest rate method.



	Opening Balance 1 July 2022	Asset Increase	Asset Reduction	Closing Balance 31 Dec 2022
	\$	\$	\$	\$
Other current assets				
Inventory				
Fuel	4,439	127,930		132,369
Total other current assets	4,439	127,930	0	132,369

Amounts shown above include GST (where applicable)

KEY INFORMATION

Inventory

Inventories are measured at the lower of cost and net realisable value.

Net realisable value is the estimated selling price in the ordinary course of business less the estimated costs of completion and the estimated costs necessary to make the sale.

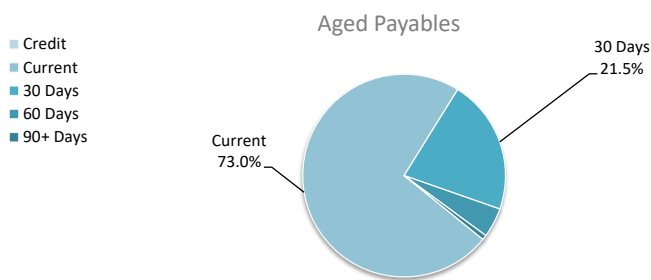
NOTES TO THE STATEMENT OF FINANCIAL ACTIVITY
FOR THE PERIOD ENDED 31 DECEMBER 2022

Payables - general	Credit	Current	30 Days	60 Days	90+ Days	Total
	\$	\$	\$	\$	\$	\$
Payables - general	0	232,010	68,285	15,018	2,370	317,683
Percentage	0%	73%	21.5%	4.7%	0.7%	
Balance per trial balance						
Sundry creditors						329,133
ATO liabilities						32,008
Bonds & deposits						62,409
Pre-paid rates						41,645
Amherst Refundable Deposits						1,196,140
Overpayments & Refunds						2,421
Total payables general outstanding						1,663,756

Amounts shown above include GST (where applicable)

KEY INFORMATION

Trade and other payables represent liabilities for goods and services provided to the Shire prior to the end of the period that are unpaid and arise when the Shire becomes obliged to make future payments in respect of the purchase of these goods and services. The amounts are unsecured, are recognised as a current liability and are normally paid within 30 days of recognition. The carrying amounts of trade and other payables are considered to be the same as their fair values, due to their short-term nature.

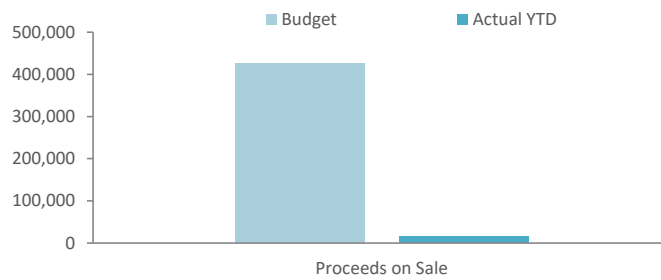


10.2.2

OPERATING ACTIVITIES
NOTE 6
DISPOSAL OF ASSETS

NOTES TO THE STATEMENT OF FINANCIAL ACTIVITY
FOR THE PERIOD ENDED 31 DECEMBER 2022

Asset Ref.	Asset description	Budget				YTD Actual			
		Net Book Value	Proceeds	Profit	(Loss)	Net Book Value	Proceeds	Profit	(Loss)
		\$	\$	\$	\$	\$	\$	\$	\$
	Plant and equipment								
	Governance								
	Motor Vehicle	54,119	53,000	0	(1,119)		0	0	0
	Transport								
	Plant	255,456	371,773	174,214	(57,897)	4,788	15,000	10,212	0
		309,575	424,773	174,214	(59,016)	4,788	15,000	10,212	0



10.2.2

INVESTING ACTIVITIES

NOTE 7

CAPITAL ACQUISITIONS

NOTES TO THE STATEMENT OF FINANCIAL ACTIVITY FOR THE PERIOD ENDED 31 DECEMBER 2022

Capital acquisitions	Adopted		YTD Actual	YTD Actual Variance
	Budget	YTD Budget		
	\$	\$	\$	\$
Buildings	100,000	100,000	68,045	(31,955)
Buildings - specialised	1,381,830	773,901	202,983	(570,918)
Plant and equipment	1,389,050	116,300	54,000	(62,300)
Motor Vehicles	144,001	39,001	0	(39,001)
Equipment	397,810	385,310	20,175	(365,135)
Paintings & Sculptures	180,572	180,572	0	(180,572)
Infrastructure - roads	1,732,404	1,134,168	521,277	(612,891)
Infrastructure - footpaths	177,250	177,250	67,472	(109,778)
Infrastructure - parks & ovals	0	0	1,740	1,740
Infrastructure - other	325,102	328,471	202,134	(126,337)
Infrastructure - bridges	65,000	65,000	11,075	(53,925)
Payments for Capital Acquisitions	5,893,019	3,299,973	1,148,900	(2,151,073)
Capital Acquisitions Funded By:				
	\$	\$	\$	\$
Capital grants and contributions	892,744	511,287	414,446	(96,841)
Borrowings	650,000	650,000	0	(650,000)
Other (disposals & C/Fwd)	424,773	424,773	15,000	(409,773)
Cash backed reserves				
Plant Replacement Reserve	(300,000)	0	0	0
Amherst Village Building Maintenance Reserve	(40,000)	0	0	0
Amherst Village Refundable Deposit Reserve	(156,000)	(156,000)	0	156,000
Old Saleyards Reserve	(470,365)	120,365	0	(120,365)
Waste Management Reserve	(44,000)	0	0	0
Land & Building Reserve	(1,194,122)	584,561	0	(584,561)
Regional Sheep Saleyards Reserve	(92,525)	92,525	0	(92,525)
Christmas Decoration Reserve	(50,000)	50,000	0	(50,000)
KLC Facilities Reserve	(101,000)	101,000	0	(101,000)
Katanning Aquatic Centre Reserve	(55,000)	55,000	0	(55,000)
Contribution - operations	6,428,514	866,462	719,455	(147,007)
Capital funding total	5,893,019	3,299,973	1,148,900	(2,151,073)

SIGNIFICANT ACCOUNTING POLICIES

Each class of fixed assets within either plant and equipment or infrastructure, is carried at cost or fair value as indicated less, where applicable, any accumulated depreciation and impairment losses.

Assets for which the fair value as at the date of acquisition is under \$5,000 are not recognised as an asset in accordance with *Financial Management Regulation 17A (5)*. These assets are expensed immediately.

Where multiple individual low value assets are purchased together as part of a larger asset or collectively forming a larger asset exceeding the threshold, the individual assets are recognised as one asset and capitalised.

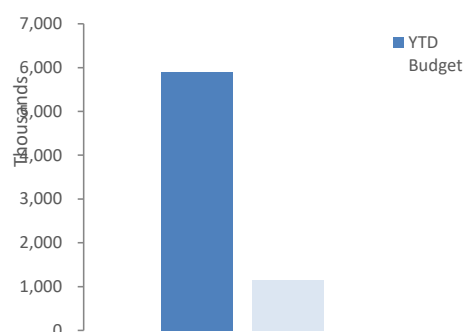
Initial recognition and measurement for assets held at cost

Plant and equipment including furniture and equipment is recognised at cost on acquisition in accordance with *Financial Management Regulation 17A*. Where acquired at no cost the asset is initially recognise at fair value. Assets held at cost are depreciated and assessed for impairment annually.

Initial recognition and measurement between mandatory revaluation dates for assets held at fair value

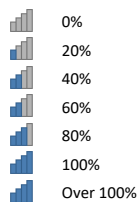
In relation to this initial measurement, cost is determined as the fair value of the assets given as consideration plus costs incidental to the acquisition. For assets acquired at zero cost or otherwise significantly less than fair value, cost is determined as fair value at the date of acquisition. The cost of non-current assets constructed by the Shire includes the cost of all materials used in construction, direct labour on the project and an appropriate proportion of variable and fixed overheads.

Payments for Capital Acquisitions



Capital expenditure total

Level of completion indicators



Percentage Year to Date Actual to Annual Budget expenditure where the expenditure over budget highlighted in red.

Level of completion indicator, please see table at the end of this note for further detail.

			Adopted		Variance	
Account Description			Budget	YTD Budget	(Under)/Over	
			\$	\$	\$	
	2.00	8 Austral Terrace - Capex Upgrade	5,075	5,075	5,075	0
		Purchase Of 01Ka Ceo	65,000	0	0	0
	2.00	Emergency Welfare Centre Generator	152,000	152,000	95,458	(56,542)
		Amherst Bathroom Renovations	40,000	20,000	0	(20,000)
	2.00	Refuse Site Shed	79,264	79,264	38,480	(40,784)
	2.00	Klc Concept Design	45,000	45,000	29,694	(15,306)
	2.00	Ech Planning	1,169,122	584,562	129,734	(454,828)
	2.00	Piesse Lake Residential Development	3,369	3,369	5,530	2,161
		Wayfinding Signage	18,032	18,032	0	(18,032)
	2.00	Fairfield Road Slk 6.91-9.11 (Rrg)	0	0	3,993	3,993
	2.00	Warren Road Slk 10.0-12.1 (Rrg)	0	0	4,945	4,945
	2.00	Bibiking Road Slk 0.00-4.80 (R2R)	8,627	8,627	0	(8,627)
	2.00	Cullen Street Slk 0.00-0.70 (R2R)	28,709	28,710	7,971	(20,739)
		Clive St Carriageway (Conroy/Piesse)	188,624	188,624	1,900	(186,724)
	2.00	Curlew Street Slk 0.00-1.36 Gravel Resheet	73,314	73,314	11,903	(61,411)
	2.00	Mills Street Slk 0.00-1.37 Gravel Resheet	47,378	47,378	34,274	(13,104)
	2.00	Tree Street Slk 0.00-0.35 Gravel Resheet	43,861	43,861	19,708	(24,153)
	2.00	Warren Road Slk 12.1-15.15 (Rrg)	309,000	154,500	7,250	(147,250)
		Carew Street Slk 0.62-0.947 (Rrg)	175,000	105,000	5,800	(99,200)
	2.00	Forrest Hills Road Slk 0.00-3.7 (R2R)	86,944	78,943	32,558	(46,385)
	2.00	Lake Coyrecup Road Slk 0.026-5.286 (R2R)	156,591	8,004	183,998	175,994
	2.00	Tabenup Road Slk 0.00-2.00 (R2R)	57,344	8,004	84,074	76,070
		Dore Street Realignment & Associated Works	350,000	233,332	0	(233,332)
	2.00	Clive Street Slk 1.05-1.93 (Rrg)	8,371	8,371	0	(8,371)
	2.00	Onslow Road Slk 0-1.4 (R2R)	0	0	752	752
	2.00	Rogers Avenue (Park St To Harris St) Council	46,639	39,366	57,210	17,844
	2.00	Coate Street (Carew St To Conroy St) Council	26,234	26,234	3,848	(22,386)
		Cornwall Street Footpath	105,838	105,838	0	(105,838)
	2.00	Clive Street West Footpath	227	227	227	0
		Bokarup Street - Upgrade Of Footpath	0	0	980	980
	2.00	Clive Street - Concrete Footpath Upgrade Works	275	275	1,265	990
		Clive Street Footpath (Conroy To Piesse - Southern Side)	5,052	5,052	0	(5,052)
	2.00	Synott Avenue Footpath (Warren To Braeside)	65,858	65,858	65,000	(858)
	2.00	Bokarup Street Footbridge	65,000	65,000	11,075	(53,925)
		Purchase Of Utility - Ka357	39,001	39,001	0	(39,001)
	2.00	Cctv Cameras At Saleyards	92,525	92,525	92,705	180
		Purchase Of Sweeper - Saleyards	64,750	0	0	0
	2.00	Dam Expansion Klc	62,545	62,545	8,441	(54,104)
	2.00	Equipment (GEM)	55,000	55,000	0	(55,000)
	2.00	Great Southern Aged Accommodation Project Expenditure (STP)	100,000	100,000	68,045	(31,955)
		Equipment (OCU)	50,000	50,000	0	(50,000)
	2.00	Noongar Story Public Artwork Project (STP)	180,572	180,572	0	(180,572)
			5,893,019	3,244,973	1,140,387	(2,104,586)

**NOTES TO THE STATEMENT OF FINANCIAL ACTIVITY
FOR THE PERIOD ENDED 31 DECEMBER 2022**

Repayments - borrowings

Information on borrowings Particulars	Loan No.	1 July 2022	New Loans		Principal Repayments		Principal Outstanding		Interest Repayments	
			Actual	Budget	Actual	Budget	Actual	Budget	Actual	Budget
		\$	\$	\$	\$	\$	\$	\$	\$	\$
Governance										
Administration Building	158	2,138,269	0	0	(49,167)	(99,268)	2,089,102	2,039,001	(27,379)	(95,003)
Housing										
Aged & Key Worker Accommodation	159	645,095	0	0	(21,919)	(43,982)	623,176	601,113	(2,941)	(12,704)
Other property and services										
Water Cart	160	145,431	0	0	(8,261)	(16,558)	137,170	128,873	(440)	(2,202)
CAT Grader	161	213,870	0	0	(12,149)	(24,350)	201,722	189,520	(647)	(3,237)
Road Sweeper	163	0	0	210,000	0	0	0	210,000	0	0
Truck - KA24365		0	0	190,000	0	0	0	190,000	0	0
		3,142,665	0	400,000	(91,496)	(184,158)	3,051,169	3,358,507	(31,407)	(113,146)
Self supporting loans										
Recreation and culture										
Katanning Country Club	162	0	0	250,000	0	(11,000)	0	239,000	0	(4,900)
		0	0	250,000	0	(11,000)	0	239,000	0	(4,900)
Total		3,142,665	0	650,000	(91,496)	(195,158)	3,051,169	3,597,507	(31,407)	(118,046)
Current borrowings		195,158					92,662			
Non-current borrowings		2,947,507					2,958,507			
		3,142,665					3,051,169			

All debenture repayments were financed by general purpose revenue.

Self supporting loans are financed by repayments from third parties.

New borrowings 2022-23

Particulars	Amount Borrowed	Amount Borrowed	Institution	Loan Type	Term Years	Total Interest & Charges	Interest Rate	Amount (Used)		Balance Unspent
	Actual	Budget						Actual	Budget	
	\$	\$				\$	%	\$	\$	\$
Road Sweeper	0	210,000	WATC	Debenture	5	26,820	3.7	0	210,000	0
Truck - KA24365	0	190,000	WATC	Debenture	5	23,865	3.7	0	190,000	0
Katanning Country Club	0	250,000	WATC	Debenture	10	65,460	4.0	0	250,000	0
	0	650,000				116,145		0	650,000	0

The Shire has no unspent debenture funds as at 30th June 2021, nor is it expected to have unspent funds as at 30th June 2022.

KEY INFORMATION

Borrowing costs are recognised as an expense when incurred except where they are directly attributable to the acquisition, construction or production of a qualifying asset. Where this is the case, they are capitalised as part of the cost of the particular asset until such time as the asset is substantially ready for its intended use or sale.

Fair values of borrowings are not materially different to their carrying amounts, since the interest payable on those borrowings is either close to current market rates or the borrowings are of a short term nature. Non-current borrowings fair values are based on discounted cash flows using a current borrowing rate.

NOTES TO THE STATEMENT OF FINANCIAL ACTIVITY
FOR THE PERIOD ENDED 31 DECEMBER 2022

Movement in carrying amounts

Information on leases Particulars	Lease No.	1 July 2022	New Leases		Principal Repayments		Principal Outstanding		Interest Repayments	
			Actual	Budget	Actual	Budget	Actual	Budget	Actual	Budget
		\$	\$	\$	\$	\$	\$	\$	\$	\$
Law, order, public safety										
CESM Vehicle	i22401	43,306	0	0	(6,710)	(11,503)	36,596	31,803	0	0
Community amenities										
LCDC Vehicle	1,706,081	310	0	0	0	0	310	310	0	0
Recreation and culture										
Matrix Spin Bicycles	000041	5,567	0	0	(1,113)	0	4,454	5,567	0	0
Total		49,183	0	0	(7,823)	(11,503)	41,360	37,680	0	0
Current lease liabilities		14,578					14,578			
Non-current lease liabilities		14,933					14,933			
		29,511					29,511			

All lease repayments were financed by general purpose revenue.

KEY INFORMATION

At inception of a contract, the Shire assesses if the contract contains or is a lease. A contract is or contains a lease, if the contract conveys the right to control the use of an identified asset for a period of time in exchange for consideration. At the commencement date, a right of use asset is recognised at cost and lease liability at the present value of the lease payments that are not paid at that date.

The lease payments are discounted using that date. The lease payments are discounted using the interest rate implicit in the lease, if that rate can be readily determined. If that rate cannot be readily determined, the Shire uses its incremental borrowing rate.

All contracts classified as short-term leases (i.e. a lease with a remaining term of 12 months or less) and leases of low value assets are recognised as an operating expense on a straight-line basis over the term of the lease.

**NOTES TO THE STATEMENT OF FINANCIAL ACTIVITY
FOR THE PERIOD ENDED 31 DECEMBER 2022**

Reserve accounts

Reserve name	Opening Balance	Budget Interest Earned	Actual Interest Earned	Budget Transfers In (+)	Actual Transfers In (+)	Budget Transfers Out (-)	Actual Transfers Out (-)	Budget Closing Balance	Actual YTD Closing Balance
	\$	\$	\$	\$	\$	\$	\$	\$	\$
Restricted by Legislation									
Employee Leave Reserve	745,770	595	10,096	0	0	0	0	746,365	755,866
Plant Replacement Reserve	393,787	390	5,331	103,500	0	(300,000)	0	197,677	399,118
Amherst Village Building Maintenance Reserve	23,348	20	316	156,000	0	(40,000)	0	139,368	23,664
Amherst Village Refundable Deposit Reserve	1,292,804	990	17,501	0	0	(156,000)	0	1,137,794	1,310,305
Old Saleyards Reserve	964,277	790	13,054	0	0	(470,365)	0	494,702	977,331
Waste Management Reserve	424,260	325	5,743	0	0	(44,000)	0	380,585	430,003
Land & Building Reserve	1,659,556	1,325	22,466	50,000	0	(1,194,122)	0	516,759	1,682,022
Land & Building Facilities for Seniors Reserve	339,310	260	4,593	0	0	0	0	339,570	343,903
Regional Sheep Saleyards Reserve	765,925	515	10,369	140,000	0	(92,525)	0	813,915	776,294
Christmas Decoration Reserve	50,990	40	690	10,000	0	(50,000)	0	11,030	51,680
GRV Revaluation Reserve	51,530	40	698	10,000	0	0	0	61,570	52,228
Quartermaine Oval Reserve	247,190	190	3,346	50,000	0	0	0	297,380	250,536
KLC Facilities Reserve	256,896	200	3,478	50,000	0	(101,000)	0	206,096	260,374
Election Reserve	23,354	20	316	10,000	0	0	0	33,374	23,670
Library Building Reserve	14,859	10	201	2,500	0	0	0	17,369	15,060
Community & Economic Development Reserve	261,887	200	3,545	0	0	0	0	262,087	265,432
Lake Ewlyamartup Facilities Reserve	15,020	10	203	5,000	0	0	0	20,030	15,223
Parks & Playgrounds Reserve	45,644	35	618	15,000	0	0	0	60,679	46,262
Katanning Aquatic Centre Reserve	45,644	35	618	15,000	0	(55,000)	0	5,679	46,262
Housing Reserve	100	10	1	35,000	0	0	0	35,110	101
	7,622,151	6,000	103,183	652,000	0	(2,503,012)	0	5,777,139	7,725,334

	Opening Balance	Liability transferred from/(to) non current	Liability Increase	Liability Reduction	Closing Balance
Other current liabilities	Note	1 July 2022			31 December 2022
		\$	\$	\$	\$
Other liabilities					
- Contract liabilities		491,580	0	(92,160)	399,471
- Capital grant/contribution liabilities		4,211,469	0	0	4,250,951
Total other liabilities		4,703,049	0	(92,160)	4,650,422
Employee Related Provisions					
Annual leave		330,951	0	0	330,951
Long service leave		309,754	0	0	309,754
Total Employee Related Provisions		640,705	0	0	640,705
Total other current assets		5,343,754	0	(92,160)	5,291,127
Amounts shown above include GST (where applicable)					

A breakdown of contract liabilities and associated movements is provided on the following pages at Note 12 and 13

KEY INFORMATION

Provisions

Provisions are recognised when the Shire has a present legal or constructive obligation, as a result of past events, for which it is probable that an outflow of economic benefits will result and that outflow can be reliably measured.

Provisions are measured using the best estimate of the amounts required to settle the obligation at the end of the reporting period.

Employee Related Provisions

Short-term employee benefits

Provision is made for the Shire's obligations for short-term employee benefits. Short-term employee benefits are benefits (other than termination benefits) that are expected to be settled wholly before 12 months after the end of the annual reporting period in which the employees render the related service, including wages, salaries and sick leave. Short-term employee benefits are measured at the (undiscounted) amounts expected to be paid when the obligation is settled.

The Shire's obligations for short-term employee benefits such as wages, salaries and sick leave are recognised as a part of current trade and other payables in the calculation of net current assets.

Other long-term employee benefits

The Shire's obligations for employees' annual leave and long service leave entitlements are recognised as employee related provisions in the statement of financial position.

Long-term employee benefits are measured at the present value of the expected future payments to be made to employees. Expected future payments incorporate anticipated future wage and salary levels, durations of service and employee departures and are discounted at rates determined by reference to market yields at the end of the reporting period on government bonds that have maturity dates that approximate the terms of the obligations. Any remeasurements for changes in assumptions of obligations for other long-term employee benefits are recognised in profit or loss in the periods in which the changes occur. The Shire's obligations for long-term employee benefits are presented as non-current provisions in its statement of financial position, except where the Shire does not have an unconditional right to defer settlement for at least 12 months after the end of the reporting period, in which case the obligations are presented as current provisions.

Contract liabilities

An entity's obligation to transfer goods or services to a customer for which the entity has received consideration (or the amount is due) from the customer.

Capital grant/contribution liabilities

Grants to acquire or construct recognisable non-financial assets to identified specifications be constructed to be controlled by the Shire are recognised as a liability until such time as the Shire satisfies its obligations under the agreement.

10.2.2

NOTES TO THE STATEMENT OF FINANCIAL ACTIVITY
FOR THE PERIOD ENDED 31 DECEMBER 2022

NOTE 12
OPERATING GRANTS, SUBSIDIES AND CONTRIBUTIONS

Provider	Unspent operating grant, subsidies and contributions liability					Operating grants, subsidies and contributions revenue		
	Liability	Increase in Liability	Decrease in Liability (As revenue)	Liability	Current Liability	Adopted Budget Revenue	YTD Budget	YTD Revenue Actual
	1 July 2022			31 Dec 2022	31 Dec 2022			
	\$	\$	\$	\$	\$	\$	\$	\$
Operating grants and subsidies								
Governance								
Insurance Scheme Surplus (ADM)	0	0	0	0	0	0	0	4,000
General purpose funding								
General Purpose Grant (GPF)	0	0	0	0	0	553,873	276,936	276,937
Untied Road Grant (GPF)	0	0	0	0	0	105,844	52,922	52,922
ESL Administration Fee (GPF)	0	0	0	0	0	4,000	4,000	4,000
Rates Legal Fees Reimbursement (GPI)	0	0	0	0	0	30,000	15,000	56,824
Special Project Grant (GPF)	35,545	0	0	35,545	0	0	0	0
Law, order, public safety								
BFB LGGS Income	471	0	0	471	0	44,480	13,673	26,153
CESM Contributions & Reimbursements	0	0	0	0	0	119,241	29,810	0
Health								
Dept Health - CLAG Funding				0	0	0	0	7,913
Education and welfare								
Youth Activities Grant Income (CDOW)	0	0	0	0	0	33,648	16,824	26,126
Seniors Week Grant Income (CDOW)	0	0	0	0	0	1,000	498	0
National Youth Week Grant Income (CDOW)	0	0	0	0	0	1,000	498	0
Grant Income (CDOW)	0	0	0	0	0	184,113	64,113	0
Harmony Festival Grant Income (CDOW)	0	0	0	0	0	57,000	25,000	42,500
PIAF Income	1,000	0	0	1,000	0	0	0	0
Cultural Awareness	5,000	0	0	5,000	0	0	0	0
Indigenous Governance	12,613	0	0	12,613	0	0	0	0
Recreation and culture								
Grant Income (KLC)	0	0	0	0	0	33,086	33,084	2,809
Grant Income (OCU)	0	0	0	0	0	47,000	27,000	0
Regional Venues Improvement Fund	1,327	0	0	1,327	0			
RETB Exhibition Reimbursements	1,272	0	0	1,272	0			
Sports Engagement	33,085	0	0	33,085	0			
Transport								
Commissions & Contributions (TPL)	0	0	0	0	0	90,000	45,000	37,949
Direct Road Grant (MRBD)	0	0	0	0	0	140,386	140,386	143,406
Street Light Subsidy (MRBD)	0	0	0	0	0	2,500	0	0
Economic services								
Grant Income (EDV)	0	0	0	0	0	650,244	650,244	0
Auspicing Income - Hidden Treasures (TOU)	0	0	0	0	0	15,000	15,000	0
FRRR Vibrant Katanning	6,460	0	0	6,460	0	0	0	0
	96,773	0	0	96,773	0	2,112,415	1,409,988	681,539
Operating contributions								
Education and welfare								
Harmony Festival	9,070	0	0	9,070	0			
	9,070	0	0	9,070	0	0	0	0
TOTALS	105,843	0	0	105,843	0	2,112,415	1,409,988	681,539

10.2.2

NOTES TO THE STATEMENT OF FINANCIAL ACTIVITY
FOR THE PERIOD ENDED 31 DECEMBER 2022

NOTE 13
NON-OPERATING GRANTS, SUBSIDIES AND CONTRIBUTIONS

Provider	Capital grant/contribution liabilities					Non operating grants, subsidies and contributions revenue		
	Liability 1 July 2022	Increase in Liability	Decrease in Liability (As revenue)	Liability 31 Dec 2022	Current Liability 31 Dec 2022	Adopted Budget Revenue	YTD Budget	YTD Revenue Actual
	\$	\$	\$	\$	\$	\$	\$	\$
Non-operating grants and subsidies								
General purpose funding								
Heritage Centre Project DPIRD Grant Funds (STP)	92,109	52	(92,160)	0	0	0	0	92,390
Law, order, public safety								
Grant Income (OLO)	0	0	0	0	0	96,000	96,000	82,740
Community amenities								
CLGF Regional re Regional Waste Initiative Income (SAN)	0	0	0	0	0	35,264	35,264	0
Transport								
Regional Road Group Funding (CRBD)	0	0	0	0	0	446,485	222,525	222,525
Roads to Recovery Funding (CRBD)	0	0	0	0	0	314,995	157,498	0
Economic services								
Grant Income (EDV)	0	0	0	0	0	0	0	16,791
	92,109	52	(92,160)	0	0	892,744	511,287	414,446
Non-operating contributions								
Governance								
Supertowns Funding	4,211,469	39,482	0	4,250,951	0	0	0	0
Grants in Advance	399,471	0	0	399,471	0	0	0	0
	4,610,940	39,482	0	4,650,422	0	0	0	0
TOTALS	4,703,049	39,534	(92,160)	4,650,422	0	892,744	511,287	414,446

**NOTES TO THE STATEMENT OF FINANCIAL ACTIVITY
FOR THE PERIOD ENDED 31 DECEMBER 2022**

EXPLANATION OF MATERIAL VARIANCES

The material variance thresholds are adopted annually by Council as an indicator of whether the actual expenditure or revenue varies from the year to date Actual materially.

The material variance adopted by Council for the 2022-23 year is \$10,000 or 10.00% whichever is the greater.

Nature or type	Var. \$	Var. %	Explanation of positive variances		Explanation of negative variances	
			Timing	Permanent	Timing	Permanent
	\$	%				
Revenue from operating activities						
Operating grants, subsidies and contributions	(728,449)	(51.66%)	▼			Operating Grants lower than anticipated
Interest earnings	105,764	191.41%	▲	Reserve Fund interest higher than predicted		
Profit on disposal of assets	10,212	0.00%	▲	Profit on Toro Mower		
Expenditure from operating activities						
Materials and contracts	799,768	30.99%	▲	Costs lower than expected		
Utility charges	57,328	21.55%	▲	Costs lower than expected		
Interest expenses	25,998	45.29%	▲			Loan Interest lower than expected
Insurance expenses	(59,537)	(17.10%)	▼			Second instalment paid
Investing activities						
Proceeds from non-operating grants, subsidies and contributions	(96,841)	(18.94%)	▼			Non-operating Grants lower than anticipated
Proceeds from disposal of assets	(409,773)	(96.47%)	▼			Toro mower replacement only disposal to date
Payments for financial assets at amortised cost - self supply	250,000	100.00%	▲	Loan not drawn down		
Payments for property, plant and equipment and infrastructure	2,151,073	65.18%	▲	Capital Works Program lower than expected		
Financing activities						
Proceeds from new debentures	(650,000)	(100.00%)	▼			Loans not drawn down
Transfer from reserves	(2,503,012)	(100.00%)	▼			Transfers at year end
Transfer to reserves	554,817	84.32%	▲	Transfers at year end		
Closing funding surplus / (deficit)	(415,271)	12.14%	▼	YTD Budget - will vary at year end		



Shire of
Katanning
Heart of the Great Southern

List of Accounts Paid
January 2023



Schedule of Accounts Paid - January 2023

EFT Payments

Chq/EFT	Date	Name	Description	Invoice Amount	Payment Total
1 EFT35329	09/01/2023	BGL Solutions	Grounds maintenance - All Ages Playground		7,727.22
INV INV 5533	05/12/2022	BGL Solutions	Reticulation repairs	125.24	
INV INV 5570	01/01/2023	BGL Solutions	Grounds maintenance - All Ages Playground	7,601.98	
2 EFT35330	09/01/2023	Connectiv	Minor asset purchase		1,199.00
INV 601109182	07/12/2022	Connectiv	Minor asset purchase	1,199.00	
3 EFT35331	09/01/2023	WA Contract Ranger Services	Ranger services		6,591.75
INV 4405	18/12/2022	WA Contract Ranger Services	Ranger services	4,581.50	
INV 4439	24/12/2022	WA Contract Ranger Services	Ranger services	2,010.25	
4 EFT35332	09/01/2023	Zenith Laundry	Laundry expenses - KLC functions		232.43
INV 240917	23/11/2022	Zenith Laundry	Dry cleaning	81.97	
INV 243015	08/12/2022	Zenith Laundry	Laundry expenses - KLC functions	150.46	
5 EFT35333	09/01/2023	Due South Surfing Academy	Kids Adventure Club		560.00
INV 211222	21/12/2022	Due South Surfing Academy	Kids Adventure Club	560.00	
6 EFT35334	09/01/2023	Promotional Exposure	Town hall events		4,000.00
INV INV 1429	19/12/2022	Promotional Exposure	Town hall events	4,000.00	
7 EFT35335	09/01/2023	Office of the Auditor General	Audit Fees		87,466.50
INV INV 0564	15/12/2022	Office of the Auditor General	Audit Fees	87,466.50	
8 EFT35336	09/01/2023	Burgess Rawson	Water usage - Austral Trc		473.81
INV 17450	19/12/2022	Burgess Rawson	Water usage - Austral Trc	473.81	
9 EFT35337	09/01/2023	AMPAC Debt Recovery	Debt recovery		4,260.30
INV 91375	15/12/2022	AMPAC Debt Recovery	Debt recovery	4,260.30	
10 EFT35338	09/01/2023	Katanning H Hardware	Parts - Generator		201.95
INV 106011366	07/12/2022	Katanning H Hardware	Parts - Generator	201.95	
11 EFT35339	09/01/2023	Katanning Hub Community Resource Centre	Tourism Services		4,400.00
INV INV 0551	04/10/2022	Katanning Hub Community Resource Centre	Tourism Services	4,400.00	

Schedule of Accounts Paid - January 2023

	Chq/EFT	Date	Name	Description	Invoice Amount	Payment Total
12	EFT35340	09/01/2023	Synergy	Electricity - Saleyards		2,314.83
	INV 148 310 600	21/12/2022	Synergy	Electricity - 22 Austral Trc	229.26	
	INV 154 025 290	21/12/2022	Synergy	Electricity - Saleyards	1,172.19	
	INV 155 057 680	22/12/2022	Synergy	Electricity - Refuse site	339.22	
	INV 239 593 320	22/12/2022	Synergy	Electricity - 1 Warren Rd	172.82	
	INV 138 671 920	29/12/2022	Synergy	Electricity - 25 Marmion St	179.44	
	INV 159 777 820	29/12/2022	Synergy	Electricity - 1/6 Hill Wy	87.65	
	INV 159 985 050	29/12/2022	Synergy	Electricity - 2/6 Hill Wy	134.25	
13	EFT35341	09/01/2023	Great Southern Zone WALGA	WALGA Zone Subscription		605.00
	INV 2022 3 02	01/12/2022	Great Southern Zone WALGA	WALGA Zone Subscription	605.00	
14	EFT35342	09/01/2023	Great Southern Fuel Supplies	Fuels & oils		251.98
	INV 17005780	07/12/2022	Great Southern Fuel Supplies	Fuels & oils	251.98	
15	EFT35343	09/01/2023	Mal Atwell Billiards & Bingo	Materials - Promotion of seniors		262.94
	INV 169978	01/12/2022	Mal Atwell Billiards & Bingo	Materials - Promotion of seniors	262.94	
16	EFT35344	09/01/2023	Modern Teaching Aids	Craft supplies - Storytime & Holiday Program		117.92
	INV 45158953	18/11/2022	Modern Teaching Aids	Craft supplies - Storytime & Holiday Program	117.92	
17	EFT35345	09/01/2023	MSR Agrimotives WA	Materials - Plant		3,367.10
	INV INV 0404	25/11/2022	MSR Agrimotives WA	Materials - Plant	3,367.10	
18	EFT35346	09/01/2023	Great Southern Toyota	Vehicle service - KA.25652		1,436.31
	INV JC34040604	29/11/2022	Great Southern Toyota	Vehicle service - KA.25652	931.44	
	INV JC34040835	13/12/2022	Great Southern Toyota	Vehicle service - KA.472	504.87	
19	EFT35347	09/01/2023	Tudor House	Flags		4,800.00
	INV 6732	09/11/2022	Tudor House	Flags	4,800.00	

Schedule of Accounts Paid - January 2023

	Chq/EFT	Date	Name	Description	Invoice Amount	Payment Total
20	EFT35348	09/01/2023	Warren Blackwood Waste	Domestic recycling service		14,026.81
	INV 18328	13/11/2022	Warren Blackwood Waste	Domestic Refuse Collection	4,456.98	
	INV 18375	21/12/2022	Warren Blackwood Waste	Domestic recycling service	5,112.85	
	INV 18376	28/12/2022	Warren Blackwood Waste	Domestic Refuse Collection	4,456.98	
21	EFT35349	09/01/2023	Watson's Liquid Waste	LKC - Grease trap cleaning		560.00
	INV 2446	23/12/2022	Watson's Liquid Waste	LKC - Grease trap cleaning	560.00	
22	EFT35350	09/01/2023	Winc Australia	Office supplies		902.30
	INV 9040800848	04/11/2022	Winc Australia	Office supplies	902.30	
23	EFT35351	09/01/2023	Wy Wurry Electrical	Electrical repairs - Pool heater		380.00
	INV INV 05946	12/12/2022	Wy Wurry Electrical	Electrical repairs - Fryer cord	160.00	
	INV INV 05947	12/12/2022	Wy Wurry Electrical	Electrical repairs - Pool heater	220.00	
24	EFT35352	16/01/2023	Avantgarde Technologies	CCTV Maintenance		1,420.10
	INV ES 1825	03/01/2023	Avantgarde Technologies	CCTV Maintenance	1,420.10	
25	EFT35353	16/01/2023	Regional Retailers	Replacement of roses		701.57
	INV INV 0152	15/11/2022	Regional Retailers	Replacement of roses	451.57	
	INV INV 0154	07/12/2022	Regional Retailers	Tools	250.00	
26	EFT35354	16/01/2023	Dormakaba Australia	Repair front door - KLC		249.65
	INV 35WA1052447	03/01/2023	Dormakaba Australia	Repair front door - KLC	249.65	
27	EFT35355	16/01/2023	Paull & Warner Resources	Fire detection monthly inspection - Admin building		275.00
	INV S123726	19/12/2022	Paull & Warner Resources	Fire detection monthly inspection - Admin building	275.00	
28	EFT35356	16/01/2023	BGL Solutions	Weed spraying		3,277.40
	INV INV 5528	04/12/2022	BGL Solutions	Weed spraying	2,760.85	
	INV INV 5566	30/12/2022	BGL Solutions	Gardening - Admin Office	365.85	
	INV INV 5572	06/01/2023	BGL Solutions	Retic repairs - Kindy gardens	150.70	

Schedule of Accounts Paid - January 2023

	Chq/EFT	Date	Name	Description	Invoice Amount	Payment Total
29	EFT35357	16/01/2023	Liberty Oil Australia	Fuels - Depot		38,871.00
	INV F1311003399	01/12/2022	Liberty Oil Australia	Fuels - Depot	19,503.00	
	INV F1311003578	05/01/2023	Liberty Oil Australia	Fuels - Depot	19,368.00	
30	EFT35358	16/01/2023	Katanning Regional Business Association	Vouchers		5,035.00
	INV INV 0725	14/12/2022	Katanning Regional Business Association	Vouchers	5,035.00	
31	EFT35359	16/01/2023	Easifleet	Vehicle Lease - Toyota Landcruiser		3,447.86
	INV 167753	23/12/2022	Easifleet	Vehicle Lease - Toyota Landcruiser	1,723.93	
	INV 168416	06/01/2023	Easifleet	Vehicle Lease - Toyota Landcruiser	1,723.93	
32	EFT35360	16/01/2023	Flaver Productions & Party Hire	Refreshments		905.60
	INV 518	09/01/2023	Flaver Productions & Party Hire	Refreshments	905.60	
33	EFT35361	16/01/2023	Katanning Cleaning	Cleaning contract		29,084.00
	INV 5	11/12/2022	Katanning Cleaning	Cleaning contract - Nov 2022	14,168.00	
	INV 6	29/12/2022	Katanning Cleaning	Cleaning contract	14,916.00	
34	EFT35362	16/01/2023	Bernard Seeber	Architectural Consultancy Services - KLC concept design		3,526.05
	INV 554 005	30/12/2022	Bernard Seeber	Architectural Consultancy Services - KLC concept design	3,526.05	
35	EFT35363	16/01/2023	Philip Swain	Consultant EHO - Dec 2022		8,003.22
	INV 231201	31/12/2022	Philip Swain	Consultant EHO - Dec 2022	8,003.22	
36	EFT35364	16/01/2023	Exurban Rural & Regional Planning	Town Planning Consultancy		9,624.58
	INV URP 4292	05/01/2023	Exurban Rural & Regional Planning	Town Planning Consultancy	9,624.58	
37	EFT35365	16/01/2023	Crossland & Hardy	Professional services - Prepare deposited plan		1,144.00
	INV 15387	19/12/2022	Crossland & Hardy	Professional services - Prepare deposited plan	1,144.00	
38	EFT35366	16/01/2023	SIRM24	Deep clean - Saleyard kitchen exhaust		1,100.00
	INV INV 0418	15/12/2022	SIRM24	Deep clean - Saleyard kitchen exhaust	1,100.00	

Schedule of Accounts Paid - January 2023

	Chq/EFT	Date	Name	Description	Invoice Amount	Payment Total
39	EFT35367	16/01/2023	CGS Tyres	Parts - Loader		546.00
	INV 1006420	04/01/2023	CGS Tyres	Parts - Loader	500.00	
	INV 1006427	05/01/2023	CGS Tyres	Parts - Tractor	46.00	
40	EFT35368	16/01/2023	Warren Blackwood Waste	Refuse collection		4,456.98
	INV 18373	12/12/2022	Warren Blackwood Waste	Refuse collection	4,456.98	
41	EFT35369	16/01/2023	Cannon Hygiene	Sanitary unit service		1,047.88
	INV 97529899	14/11/2022	Cannon Hygiene	Sanitary unit service	1,047.88	
42	EFT35370	16/01/2023	Burgess Rawson	Water usage - Austral Trc		815.33
	INV 17256	12/12/2022	Burgess Rawson	Water usage - Austral Trc	815.33	
43	EFT35371	16/01/2023	AMPAC Debt Recovery	Debt recovery		2,860.00
	INV 91409	21/12/2022	AMPAC Debt Recovery	Debt recovery	2,860.00	
44	EFT35372	16/01/2023	Katanning H Hardware	Parts - Tip truck		2,205.57
	INV 105002342	08/12/2022	Katanning H Hardware	Materials - Fuel trailer	84.80	
	INV 106011483	09/12/2022	Katanning H Hardware	Materials - Cullen St	131.80	
	INV 106011476	09/12/2022	Katanning H Hardware	Materials - Semi trailer	131.90	
	INV 106011455	09/12/2022	Katanning H Hardware	Building Maintenance	103.95	
	INV 106011719	14/12/2022	Katanning H Hardware	Materials - Planter boxes	222.91	
	INV 106011758	15/12/2022	Katanning H Hardware	Materials - Planter boxes	131.13	
	INV 103001046	20/12/2022	Katanning H Hardware	Various plant parts	191.75	
	INV 103001047	20/12/2022	Katanning H Hardware	Materials - Transport trailer	184.95	
	INV 103001048	20/12/2022	Katanning H Hardware	Materials - Transport trailer	19.00	
	INV 102023185	21/12/2022	Katanning H Hardware	Parts - Prime mover	257.48	
	INV 102023307	05/01/2023	Katanning H Hardware	Parts - Tip truck	235.00	
	INV 106012519	06/01/2023	Katanning H Hardware	Parts - Tip truck	510.90	

Schedule of Accounts Paid - January 2023

	Chq/EFT	Date	Name	Description	Invoice Amount	Payment Total
45	EFT35373	16/01/2023	Synergy	Electricity - Street lighting		14,368.11
	INV 328 938 170	16/12/2022	Synergy	Electricity - 38 Austral tce	240.48	
	INV 303 663 850	16/12/2022	Synergy	Electricity - 42 Austral Tce	837.52	
	INV 251 079 810	20/12/2022	Synergy	Electricity - Charges tower	145.24	
	INV 299 567 230	21/12/2022	Synergy	Electricity - 8 Austral Tce	127.92	
	INV 303 539 720	22/12/2022	Synergy	Electricity - 1 Synnott Ave	339.74	
	INV 312 951 080	03/01/2023	Synergy	Electricity - 52 Austral Tce	1,675.07	
	INV 338 348 270	03/01/2023	Synergy	Electricity - Street lighting	10,884.78	
	INV 335 812 970	04/01/2023	Synergy	Electricity - 1 Baker St CCTV	117.36	
46	EFT35374	16/01/2023	Air & Power	Service - Air compressors		1,773.00
	INV 72042	11/11/2022	Air & Power	Service - Air compressors	1,288.83	
	INV 72043	11/11/2022	Air & Power	Service - Air compressors	484.17	
47	EFT35375	16/01/2023	Autosmart WA South West & Great Southern	Supplies - Depot		550.37
	INV 109336	14/12/2022	Autosmart WA South West & Great Southern	Supplies - Depot	550.37	
48	EFT35376	16/01/2023	CGS Tyres	Tyres & fitting		12,356.00
	INV 1005502	07/11/2022	CGS Tyres	Tyres & fitting	1,216.00	
	INV 1005787	24/11/2022	CGS Tyres	Tyres & fitting	455.00	
	INV 1005863	29/11/2022	CGS Tyres	Tyres & fitting	8,585.00	
	INV 1005927	05/12/2022	CGS Tyres	Tyres & fitting	1,590.00	
	INV 1006194	19/12/2022	CGS Tyres	Tyre & fitting	510.00	
49	EFT35377	16/01/2023	Blights Auto Electric	Parts - Driver Reviver trailer		56.00
	INV 19285	15/12/2022	Blights Auto Electric	Parts - Driver Reviver trailer	56.00	

Schedule of Accounts Paid - January 2023

	Chq/EFT	Date	Name	Description	Invoice Amount	Payment Total
50	EFT35378	16/01/2023	BTW Rural Supplies	Materials - Effluent maintenance		1,499.00
	INV 36854	04/11/2022	BTW Rural Supplies	Materials - Effluent maintenance	670.00	
	INV 36940	10/11/2022	BTW Rural Supplies	Parts - Forklift	260.00	
	INV 37307	15/12/2022	BTW Rural Supplies	Materials - Planter boxes	9.00	
	INV 37341	20/12/2022	BTW Rural Supplies	Parts - Pressure cleaner	210.00	
	INV 37365	21/12/2022	BTW Rural Supplies	Parts - KA.277	350.00	
51	EFT35379	16/01/2023	Bunnings Group	Materials - Rogers Ave		241.54
	INV 2181 00690494	02/11/2022	Bunnings Group	Materials - Rogers Ave	156.29	
	INV 2130 00182373	06/11/2022	Bunnings Group	Materials - Rogers Ave	85.25	
52	EFT35380	16/01/2023	Mini Projects WA	Cherry picker hire		605.00
	INV 610	19/12/2022	Mini Projects WA	Cherry picker hire	605.00	
53	EFT35381	16/01/2023	Ray Ford Signs	Stickers		136.48
	INV 12782	19/12/2022	Ray Ford Signs	Signs - Medical Cnetre	49.50	
	INV 12789	20/12/2022	Ray Ford Signs	Stickers	52.20	
	INV 12790	20/12/2022	Ray Ford Signs	Stickers	34.78	
54	EFT35382	16/01/2023	LE Garstone Plumbing	Repair HWS - Admin building		505.00
	INV 861	05/01/2023	LE Garstone Plumbing	Repair HWS - Admin building	505.00	
55	EFT35383	16/01/2023	Great Southern Fuel Supplies	Consumables - Mazda		152.79
	INV 17005846	14/12/2022	Great Southern Fuel Supplies	Consumables - Mazda	152.79	
56	EFT35384	16/01/2023	Katanning Glazing & Security	Materials - U14 Amherst Village		194.00
	INV 19104	05/12/2022	Katanning Glazing & Security	Admin building repairs - Staff room	80.00	
	INV 19131	16/12/2022	Katanning Glazing & Security	Materials - U14 Amherst Village	114.00	
57	EFT35385	16/01/2023	Katanning Regional Business Association	Vouchers		6,741.00
	INV INV 0724	09/12/2022	Katanning Regional Business Association	Vouchers	6,741.00	

Schedule of Accounts Paid - January 2023

	Chq/EFT	Date	Name	Description	Invoice Amount	Payment Total
58	EFT35386	16/01/2023	Lotex Filter Cleaning Service	Filter cleaning		204.81
	INV 8656	11/11/2022	Lotex Filter Cleaning Service	Filter cleaning	204.81	
59	EFT35387	16/01/2023	Marketforce	Advertising - Vacancy		1,355.01
	INV 46257	15/12/2022	Marketforce	Advertising - Vacancy	1,355.01	
60	EFT35388	16/01/2023	Wilde and Woollard	ECH Planning - Design Development		2,722.50
	INV 5667	11/11/2022	Wilde and Woollard	ECH Planning - Design Development	2,722.50	
61	EFT35390	16/01/2023	MSR Agrimotives WA	Plant service & clutch replacement - Loader		14,014.22
	INV INV 0403	25/11/2022	MSR Agrimotives WA	Plant service & clutch replacement - Loader	14,014.22	
62	EFT35391	16/01/2023	QFH Multiparts	Parts - Tree rake		502.85
	INV 908104825	12/12/2022	QFH Multiparts	Parts - Tree rake	502.85	
63	EFT35392	16/01/2023	Great Southern Toyota	Parts - KA.566		362.91
	INV PI33023287	31/10/2022	Great Southern Toyota	Parts - KA.566	362.91	
64	EFT35393	16/01/2023	Katanning Tyrepower	Tyres & alignment - 01.KA		1,830.00
	INV 153340	21/12/2022	Katanning Tyrepower	Tyres & alignment - 01.KA	1,830.00	
65	EFT35394	16/01/2023	Warren Blackwood Waste	Household recycling service		5,112.85
	INV 18377	02/01/2023	Warren Blackwood Waste	Household recycling service	5,112.85	
66	EFT35395	16/01/2023	Watkins Plumbing	Amherst Village U1 - Repair bathroom taps		137.50
	INV 1997	03/01/2023	Watkins Plumbing	Amherst Village U1 - Repair bathroom taps	137.50	
67	EFT35396	16/01/2023	Katanning Nutrien Ag Solutions	PPE		181.17
	INV 908090961	08/12/2022	Katanning Nutrien Ag Solutions	PPE	181.17	
68	EFT35397	16/01/2023	The Workwear Group	Uniforms		151.87
	INV 14463958	17/11/2022	The Workwear Group	Uniforms	151.87	
69	EFT35398	19/01/2023	BGL Solutions	Weed & insecticide program - Jan 2022		6,540.05
	INV INV 5379	09/01/2023	BGL Solutions	Gardening - KLC Gardens	836.55	
	INV INV 5577	09/01/2023	BGL Solutions	Weed & insecticide program - Jan 2022	5,703.50	

Schedule of Accounts Paid - January 2023

	Chq/EFT	Date	Name	Description	Invoice Amount	Payment Total
70	EFT35400	19/01/2023	Water Corporation	Water usage		2,022.76
	INV 90 07809 06 5	16/12/2022	Water Corporation	Water usage	8.39	
	INV 90 07809 30 5	16/12/2022	Water Corporation	Water usage	51.76	
	INV 90 07809 50 8	16/12/2022	Water Corporation	Water usage	48.96	
	INV 90 07810 13 8	19/12/2022	Water Corporation	Water usage	1,506.20	
	INV 90 07810 67 2	20/12/2022	Water Corporation	Water usage	407.45	
71	EFT35401	19/01/2023	Badgebup Aboriginal Corporation	Clive Street event - 12/11/2022		550.00
	INV INV 0077	13/11/2022	Badgebup Aboriginal Corporation	Clive Street event - 12/11/2022	550.00	
72	EFT35402	19/01/2023	Ray Ford Signs	Revitalise & Activate Clive Street		84.92
	INV 12788	20/12/2022	Ray Ford Signs	Revitalise & Activate Clive Street	84.92	
73	EFT35403	19/01/2023	Great Southern Fuel Supplies	Consumables - Loader		265.73
	INV 17005891	23/12/2022	Great Southern Fuel Supplies	Consumables - Loader	265.73	
74	EFT35404	19/01/2023	Katanning Waste Management	Empty skip bin - Town Hall		275.00
	INV INV 1134	11/01/2023	Katanning Waste Management	Empty skip bin - Town Hall	275.00	
75	EFT35405	19/01/2023	McLeods Lawyers	Lease agreement - 20 Austral Tce		3,416.89
	INV 127067	29/11/2022	McLeods Lawyers	Lease agreement - 20 Austral Tce	1,500.25	
	INV 127607	22/12/2022	McLeods Lawyers	Transfer ownership - 39 Cullen St	857.72	
	INV 127780	23/12/2022	McLeods Lawyers	Lease agreement - 20 Austral Tce	1,058.92	
76	EFT35406	19/01/2023	Message Media	SMS Messages		1,729.35
	INV INV02759782	30/11/2022	Message Media	SMS Messages - HVMB & TBF	655.82	
	INV INV02830218	31/12/2022	Message Media	SMS Messages	1,073.53	
77	EFT35407	19/01/2023	QFH Multiparts	PPE		189.95
	INV 908169298	22/12/2022	QFH Multiparts	PPE	189.95	

Schedule of Accounts Paid - January 2023

Chq/EFT	Date	Name	Description	Invoice Amount	Payment Total
78 EFT35408	19/01/2023	Allpest WA	Pest inspection		3,240.26
INV 315402	30/08/2022	Allpest WA	Pest inspection	52.50	
INV 315435	30/08/2022	Allpest WA	Pest inspection	52.50	
INV 316196	30/08/2022	Allpest WA	Pest inspection	52.50	
INV 315459	31/08/2022	Allpest WA	Termite inspection	52.50	
INV 315460	31/08/2022	Allpest WA	Termite inspection	52.50	
INV 316972	31/08/2022	Allpest WA	Termite inspection	209.00	
INV 316973	31/08/2022	Allpest WA	Termite inspection	209.00	
INV 316984	31/08/2022	Allpest WA	Pest inspection	104.50	
INV 316991	31/08/2022	Allpest WA	Pest inspection	104.50	
INV 316977	01/09/2022	Allpest WA	Pest inspection	104.50	
INV 316978	01/09/2022	Allpest WA	Termite inspection	209.00	
INV 316979	01/09/2022	Allpest WA	Pest inspection	104.50	
INV 316980	01/09/2022	Allpest WA	Termite inspection	209.00	
INV 316986	01/09/2022	Allpest WA	Pest inspection	104.50	
INV 316994	01/09/2022	Allpest WA	Termite inspection	209.00	
INV 316974	03/09/2022	Allpest WA	Termite inspection	209.00	
INV 316992	03/09/2022	Allpest WA	Pest inspection	104.50	
INV 315395	05/09/2022	Allpest WA	Pest inspection	78.38	
INV 315390	05/09/2022	Allpest WA	Termite inspection	156.50	
INV 316002	07/09/2022	Allpest WA	Termite inspection	156.50	
INV 316003	07/09/2022	Allpest WA	Pest inspection	78.38	
INV 315558	08/09/2022	Allpest WA	Pest inspection	313.50	
INV 315559	08/09/2022	Allpest WA	Termite inspection	313.50	

Schedule of Accounts Paid - January 2023

	Chq/EFT	Date	Name	Description	Invoice Amount	Payment Total
79	EFT35409	19/01/2023	St Lukes Family Practice	Employment medical		264.00
	INV 204919	05/12/2022	St Lukes Family Practice	Employment medical	132.00	
	INV 204991	07/12/2022	St Lukes Family Practice	Employment medical	132.00	
80	EFT35410	19/01/2023	Katanning Tyrepower	Ryres & alignment - KA.566		1,490.00
	INV 153448	22/12/2022	Katanning Tyrepower	Ryres & alignment - KA.566	1,490.00	
81	EFT35411	19/01/2023	Albany V-Belt & Rubber	KA25419 John Deere Air Filter Pre Cleaner		254.61
	INV IN3616335	11/10/2022	Albany V-Belt & Rubber	KA25419 John Deere Air Filter Pre Cleaner	254.61	
82	EFT35412	19/01/2023	Industrial Automation Group	Standpipe Maintenance		5,199.70
	INV SINV 15050	11/01/2023	Industrial Automation Group	Standpipe Maintenance	5,199.70	
83	EFT35413	19/01/2023	WesTrac	Parts - Skid steer		1,298.86
	INV SI 1656220	20/11/2022	WesTrac	Plant repairs - Skid steer	369.36	
	INV PI 7770997	22/12/2022	WesTrac	Parts - Skid steer	929.50	
84	EFT35414	19/01/2023	The Workwear Group	Uniforms		322.94
	INV 14454274	11/11/2022	The Workwear Group	Uniforms	322.94	
85	EFT35415	27/01/2023	Canon Australia	Admin Copier charges - Dec 2022		323.30
	INV 8122415861	17/12/2022	Canon Australia	Library Copier charges - Dec 2022	135.71	
	INV 8123013673	04/01/2023	Canon Australia	Admin Copier charges - Dec 2022	187.59	
86	EFT35416	27/01/2023	Let's Talk Flowers	Flowers		50.00
	INV INV 0049	13/01/2023	Let's Talk Flowers	Flowers	50.00	
87	EFT35417	27/01/2023	WA Contract Ranger Services	Ranger services		4,254.25
	INV 4458	15/01/2023	WA Contract Ranger Services	Ranger services	4,254.25	
88	EFT35418	27/01/2023	Diamond Locksmith	Materials - Community/Medical Centre		540.00
	INV 271070	16/01/2023	Diamond Locksmith	Materials - Community/Medical Centre	540.00	

Schedule of Accounts Paid - January 2023

Chq/EFT	Date	Name	Description	Invoice Amount	Payment Total
89 EFT35419	27/01/2023	Integrated ICT	Automated check-in system		4,506.01
INV 25142	22/12/2022	Integrated ICT	Automated check-in system	3,151.50	
INV 25229	30/12/2022	Integrated ICT	IT equipment	1,126.50	
INV 25261	30/12/2022	Integrated ICT	Software subscriptions - Dec 2022	228.01	
90 EFT35420	27/01/2023	Market Creations Agency	Domain name renewal		165.00
INV IM29 2	09/12/2022	Market Creations Agency	Domain name renewal	165.00	
91 EFT35421	27/01/2023	Katannings Piesse Park Community Inc.	Catering		211.00
INV 14	15/12/2022	Katannings Piesse Park Community Inc.	Catering	211.00	
92 EFT35422	27/01/2023	Premier Smash Repairs	Replace windscreen - Tip truck		630.00
INV 17743	11/01/2023	Premier Smash Repairs	Replace windscreen - Tip truck	630.00	
93 EFT35423	27/01/2023	Belinda Knight	Financial & rates services		19,536.00
INV BK116	15/01/2023	Belinda Knight	Financial & rates services	17,803.50	
INV BK117	15/01/2023	Belinda Knight	Finance & Rates services	1,732.50	
94 EFT35424	27/01/2023	West Australian Newspapers	Advertising		759.98
INV 1007010420221231	31/12/2022	West Australian Newspapers	Advertising	759.98	
95 EFT35425	27/01/2023	Warren Blackwood Waste	Refuse collection		5,336.98
INV 18419	03/01/2023	Warren Blackwood Waste	Domestic refuse collection - Dec 2022	880.00	
INV 18423	11/01/2023	Warren Blackwood Waste	Refuse collection	4,456.98	
96 EFT35426	27/01/2023	AMPAC Debt Recovery	Debt recovery		2,054.25
INV 91498	31/12/2022	AMPAC Debt Recovery	Debt recovery	2,054.25	
97 EFT35427	27/01/2023	Katanning H Hardware	Parts - Stick rake		182.95
INV 102023365	09/01/2023	Katanning H Hardware	Parts - Stick rake	182.95	

Schedule of Accounts Paid - January 2023

	Chq/EFT	Date	Name	Description	Invoice Amount	Payment Total
98	EFT35428	27/01/2023	Connect CCS	Alarm monitoring - Call centre		350.35
	INV 113294	15/12/2022	Connect CCS	Alarm monitoring - Call centre	132.99	
	INV 113493	15/01/2023	Connect CCS	Alarm monitoring - Call centre	217.36	
99	EFT35429	27/01/2023	Water Corporation	Water usage		573.37
	INV 90 07688 49 4	04/01/2023	Water Corporation	Water usage	396.29	
	INV 90 13922 94 5	04/01/2023	Water Corporation	Water usage	177.08	
100	EFT35430	27/01/2023	OneMusic Australia	Annual licence fees - KLC		297.68
	INV 315636	02/01/2023	OneMusic Australia	Annual licence fees - KLC	297.68	
101	EFT35431	27/01/2023	Southern Lock & Security	Quarterly alarm monitoring		147.00
	INV C20901	01/01/2023	Southern Lock & Security	Quarterly alarm monitoring	147.00	
102	EFT35432	27/01/2023	Burando Hill	Parts - Sweeper		60.41
	INV K26429INV	20/12/2022	Burando Hill	Parts - Sweeper	60.41	
103	EFT35433	27/01/2023	iiNet	Internet - CEO		159.98
	INV 134841387	17/12/2022	iiNet	Internet - CEO	79.99	
	INV 135225245	17/01/2023	iiNet	Internet - CEO	79.99	
104	EFT35434	27/01/2023	National Livestock Reporting Service	Saleyard Marketing Report		495.00
	INV 2400012894	21/12/2022	National Livestock Reporting Service	Saleyard Marketing Report	495.00	
105	EFT35435	27/01/2023	Dhu South Electrical	Air Con Service - Oct 2022		1,820.50
	INV 4449	06/12/2022	Dhu South Electrical	Air Con Service - Oct 2022	1,820.50	
106	EFT35436	27/01/2023	SOS Office Equipment	KLC copier charges - Dec 2022		98.73
	INV 602224	29/12/2022	SOS Office Equipment	KLC copier charges - Dec 2022	98.73	

Schedule of Accounts Paid - January 2023

	Chq/EFT	Date	Name	Description	Invoice Amount	Payment Total
107	EFT35437	27/01/2023	BTW Rural Supplies	Materials - Saleyards		75.50
	INV 36926	09/11/2022	BTW Rural Supplies	Materials - Saleyards	75.50	
108	EFT35438	27/01/2023	Mini Projects WA	EWP hire - CCTV repairs		371.99
	INV 614	08/01/2023	Mini Projects WA	EWP hire - CCTV repairs	371.99	
109	EFT35439	27/01/2023	Ray Ford Signs	Materials - Admin office		514.80
	INV 12744	28/11/2022	Ray Ford Signs	Materials - Admin office	514.80	
110	EFT35440	27/01/2023	McLeods Lawyers	Annual Audit - 2021/22		187.00
	INV 127627	03/01/2023	McLeods Lawyers	Annual Audit - 2021/22	187.00	
111	EFT35441	27/01/2023	MSR Agrimotives WA	Inspect air con & parts - Prime mover		898.70
	INV INV 0426	06/01/2023	MSR Agrimotives WA	Parts - KA.24951	299.20	
	INV INV 0425	06/01/2023	MSR Agrimotives WA	Inspect air con & parts - Prime mover	599.50	
112	EFT35442	27/01/2023	QFH Multiparts	Parts - Kanga loader		445.06
	INV 908202875	03/01/2023	QFH Multiparts	Parts - Kanga loader	445.06	
113	EFT35443	27/01/2023	Allpest WA	Pest Control		447.50
	INV 315443	30/08/2022	Allpest WA	Termite inspection	52.50	
	INV 469499	04/01/2023	Allpest WA	Pest Control	395.00	
114	EFT35444	27/01/2023	Southern Lock & Security	Repair sliding doors - Admin building		1,155.00
	INV C20296	30/12/2022	Southern Lock & Security	Repair sliding doors - Admin building	1,155.00	
115	EFT35445	27/01/2023	Shenton Pumps	KLC - Repair pool heating pumps		2,040.50
	INV 189837	31/12/2022	Shenton Pumps	KLC - Repair pool heating pumps	2,040.50	
116	EFT35446	27/01/2023	Albany V-Belt & Rubber	Parts - Mower		284.39
	INV IN366502	04/01/2023	Albany V-Belt & Rubber	Parts - Mower	284.39	
117	EFT35447	27/01/2023	Winc Australia	Office supplies		36.54
	INV 9041207173	16/12/2022	Winc Australia	Office supplies	14.54	
	INV 90411261734	22/12/2022	Winc Australia	Office supplies	22.00	

Schedule of Accounts Paid - January 2023

	Chq/EFT	Date	Name	Description	Invoice Amount	Payment Total
118	EFT35448	27/01/2023	Wurth Australia	PLANT Centre punch & lever for bucket teeth		483.95
	INV 4320280346	03/11/2022	Wurth Australia	PLANT Centre punch & lever for bucket teeth	483.95	
					EFT Total \$	407,127.61

Payroll Payments

	Chq/EFT	Date	Name	Description	Invoice Amount	Payment Total
119	PAY	4/01/2023	PAYROLL			141,922.94
	PAY	4/01/2023	PAYROLL	Payroll PAY 14	141,922.94	
120	PAY	18/01/2023	PAYROLL			121,347.07
	PAY	18/01/2023	PAYROLL	Payroll PAY 15	121,347.07	
					Pay Total \$	263,270.01

Direct Debit Payments

	Chq/EFT	Date	Name	Description	Invoice Amount	Payment Total
121	SUPER	4/01/2023	Superchoice			17,457.35
	SUPER	4/01/2023	Superchoice	Superannuation Payments January 2023	17,457.35	
122	DD31729.1	04/01/2023	Telstra Corporation	Phone & internet charges - Dec 2022		3,177.31
	INV K 105 598 011 9	21/12/2022	Telstra Corporation	Phone & internet charges - Dec 2022	3,177.31	
123	DD31737.1	14/01/2023	SG Fleet Australia	Vehicle lease - CESM		1,054.37
	INV AUSG00417524	31/12/2022	SG Fleet Australia	Vehicle lease - CESM	1,054.37	
124	SUPER	18/01/2023	Superchoice			16,773.15
	SUPER	18/01/2023	Superchoice	Superannuation Payments January 2023	16,773.15	
					Direct Debit Total \$	38,462.18

Schedule of Accounts Paid - January 2023

Chq/EFT	Date	Name	Description	Invoice Amount	Payment Total
---------	------	------	-------------	----------------	---------------

Credit Card Payments

Chq/EFT	Date	Name	Description	Invoice Amount	Payment Total
125 DD31721.10	25/01/2023	Commonwealth Bank of Australia			2,185.38
INV Jan2022	25/01/2023	Commonwealth Bank of Australia	GEM Citizenship plants for Australia Day	147.38	
INV Jan2022	25/01/2023	Commonwealth Bank of Australia	CDOW First Aid Training CW	160.00	
INV Jan2022	25/01/2023	Commonwealth Bank of Australia	LIB First Aid Training CW	160.00	
INV Jan2022	25/01/2023	Commonwealth Bank of Australia	PWO Accommodation Workers Comp MP	388.62	
INV Jan2022	25/01/2023	Commonwealth Bank of Australia	POC Registration KA09	355.25	
INV Jan2022	25/01/2023	Commonwealth Bank of Australia	PWO BBQ Expenses	28.95	
INV Jan2022	25/01/2023	Commonwealth Bank of Australia	GEM Farewell Morning Tea 05/01/2023	65.37	
INV Jan2022	25/01/2023	Commonwealth Bank of Australia	GEM Premier Mill Councillor Refreshments 22/12/2022	265.45	
INV Jan2022	25/01/2023	Commonwealth Bank of Australia	GEM Councillor Refreshments	76.00	
INV Jan2022	25/01/2023	Commonwealth Bank of Australia	BFB Broom, step ladder, batteries	234.70	
INV Jan2022	25/01/2023	Commonwealth Bank of Australia	BFB Cleaning Materials Kat Central BFB	47.40	
INV Jan2022	25/01/2023	Commonwealth Bank of Australia	BFB Tools Kat Central BFB	256.26	

Credit Card Totals \$ 2,185.38

Cheque Total	\$0.00	0.00%
EFT Total	\$407,127.61	57.26%
Payroll Total	\$263,270.01	37.03%
Direct Debit Total	\$38,462.18	5.41%
Credit Card Total	\$2,185.38	0.31%
	\$711,045.18	100.00%



Shire of
Katanning
Heart of the Great Southern

Monthly Statement of Financial Activity
For the period ended
31 January 2023



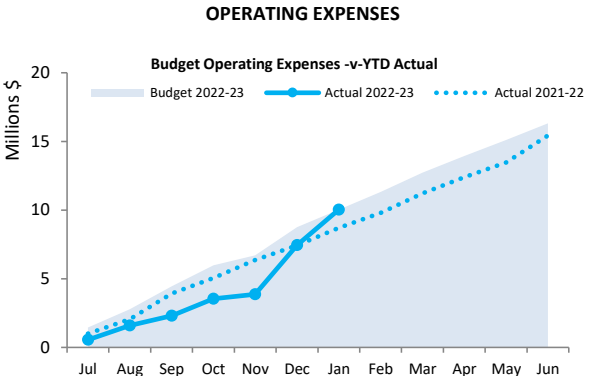
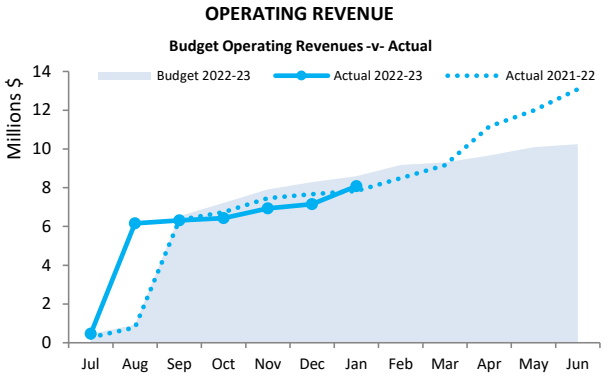
SHIRE OF KATANNING**MONTHLY FINANCIAL REPORT
(Containing the Statement of Financial Activity)
For the period ending 31 January 2023**

***LOCAL GOVERNMENT ACT 1995
LOCAL GOVERNMENT (FINANCIAL MANAGEMENT) REGULATIONS 1996***

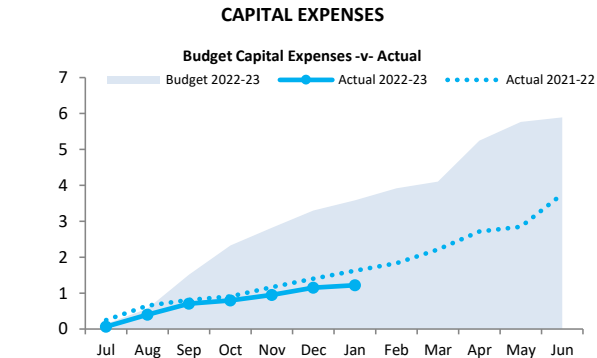
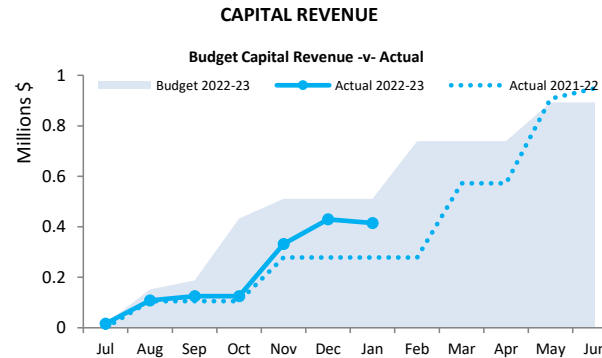
TABLE OF CONTENTS

Statement of Financial Activity by Nature or Type	6
Basis of Preparation	7
Note 1 Statement of Financial Activity Information	7
Note 2 Cash and Financial Assets	8
Note 3 Receivables	9
Note 4 Other Current Assets	10
Note 5 Payables	11
Note 6 Disposal of Assets	12
Note 7 Capital Acquisitions	13
Note 8 Borrowings	15
Note 9 Lease Liabilities	16
Note 10 Reserve Accounts	17
Note 11 Other Current Liabilities	18
Note 12 Operating grants and contributions	19
Note 13 Non operating grants and contributions	20
Note 14 Explanation of Material Variances	21

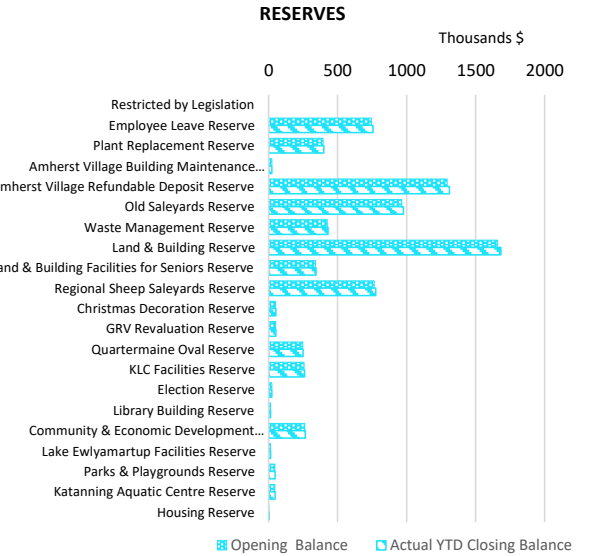
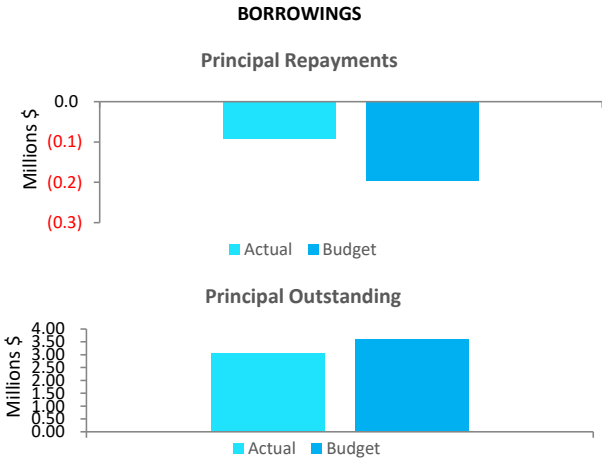
OPERATING ACTIVITIES



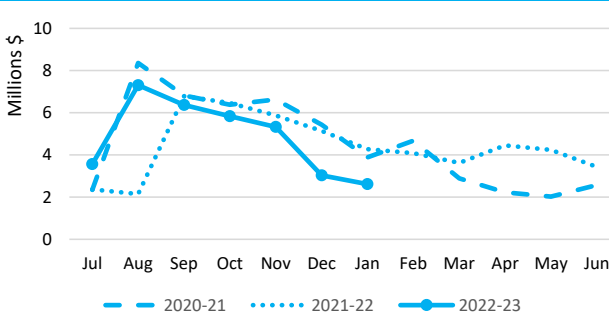
INVESTING ACTIVITIES



FINANCING ACTIVITIES



Closing funding surplus / (deficit)



This information is to be read in conjunction with the accompanying Financial Statements and Notes.

Funding surplus / (deficit) Components

Funding surplus / (deficit)				
	Adopted Budget	YTD Budget (a)	YTD Actual (b)	Var. \$ (b)-(a)
Opening	\$3.14 M	\$1.57 M	\$1.47 M	(\$0.10 M)
Closing	\$0.00 M	\$2.74 M	\$2.45 M	(\$0.29 M)

Refer to Statement of Financial Activity

Cash and cash equivalents		
	\$	% of total
Unrestricted Cash	\$2.03 M	14.5%
Restricted Cash	\$11.99 M	85.5%

Refer to Note 2 - Cash and Financial Assets

Payables		
	\$	% Outstanding
Trade Payables	\$0.20 M	
0 to 30 Days		64.1%
Over 30 Days		35.8%
Over 90 Days		3.6%

Refer to Note 5 - Payables

Receivables		
	\$	% Collected
Rates Receivable	\$2.09 M	64.4%
Trade Receivable	\$0.27 M	
Over 30 Days		99.1%
Over 90 Days		93.9%

Refer to Note 3 - Receivables

Key Operating Activities

Amount attributable to operating activities			
Adopted Budget	YTD Budget (a)	YTD Actual (b)	Var. \$ (b)-(a)
(\$0.85 M)	\$1.61 M	\$2.08 M	\$0.47 M

Refer to Statement of Financial Activity

Rates Revenue		
YTD Actual	\$	% Variance
YTD Actual	\$4.68 M	
YTD Budget	\$4.68 M	(0.0%)

Refer to Statement of Financial Activity

Operating Grants and Contributions		
YTD Actual	\$	% Variance
YTD Actual	\$0.71 M	
YTD Budget	\$1.60 M	(55.5%)

Refer to Note 12 - Operating Grants and Contributions

Fees and Charges		
YTD Actual	\$	% Variance
YTD Actual	\$1.37 M	
YTD Budget	\$1.41 M	(2.9%)

Refer to Statement of Financial Activity

Key Investing Activities

Amount attributable to investing activities			
Adopted Budget	YTD Budget (a)	YTD Actual (b)	Var. \$ (b)-(a)
(\$4.58 M)	(\$2.84 M)	(\$0.89 M)	\$1.94 M

Refer to Statement of Financial Activity

Proceeds on sale		
YTD Actual	\$	%
YTD Actual	\$0.02 M	
Adopted Budget	\$0.42 M	(96.5%)

Refer to Note 6 - Disposal of Assets

Asset Acquisition		
YTD Actual	\$	% Spent
YTD Actual	\$1.32 M	
Adopted Budget	\$5.89 M	(77.6%)

Refer to Note 7 - Capital Acquisitions

Capital Grants		
YTD Actual	\$	% Received
YTD Actual	\$0.41 M	
Adopted Budget	\$0.89 M	(53.6%)

Refer to Note 7 - Capital Acquisitions

Key Financing Activities

Amount attributable to financing activities			
Adopted Budget	YTD Budget (a)	YTD Actual (b)	Var. \$ (b)-(a)
\$2.29 M	\$2.40 M	(\$0.20 M)	(\$2.60 M)

Refer to Statement of Financial Activity

Borrowings	
Principal repayments	\$0.09 M
Interest expense	\$0.04 M
Principal due	\$3.05 M

Refer to Note 8 - Borrowings

Reserves	
Reserves balance	\$7.73 M
Interest earned	\$0.10 M

Refer to Note 10 - Cash Reserves

Lease Liability	
Principal repayments	\$0.01 M
Interest expense	\$0.00 M
Principal due	\$0.04 M

Refer to Note 9 - Lease Liabilities

This information is to be read in conjunction with the accompanying Financial Statements and notes.

KEY TERMS AND DESCRIPTIONS FOR THE PERIOD ENDED 31 JANUARY 2023

NATURE OR TYPE DESCRIPTIONS

REVENUE

RATES

All rates levied under the *Local Government Act 1995*. Includes general, differential, specified area rates, minimum rates, interim rates, back rates, ex-gratia rates, less discounts and concessions offered. Excludes administration fees, interest on instalments, interest on arrears, service charges and sewerage rates.

OPERATING GRANTS, SUBSIDIES AND CONTRIBUTIONS

Refers to all amounts received as grants, subsidies and contributions that are not non-operating grants.

NON-OPERATING GRANTS, SUBSIDIES AND CONTRIBUTIONS

Amounts received specifically for the acquisition, construction of new or the upgrading of identifiable non financial assets paid to a local government, irrespective of whether these amounts are received as capital grants, subsidies, contributions or donations.

REVENUE FROM CONTRACTS WITH CUSTOMERS

Revenue from contracts with customers is recognised when the local government satisfies its performance obligations under the contract.

FEES AND CHARGES

Revenues (other than service charges) from the use of facilities and charges made for local government services, sewerage rates, rentals, hire charges, fee for service, photocopying charges, licences, sale of goods or information, fines, penalties and administration fees. Local governments may wish to disclose more detail such as rubbish collection fees, rental of property, fines and penalties, and other fees and charges.

SERVICE CHARGES

Service charges imposed under *Division 6 of Part 6 of the Local Government Act 1995*. *Regulation 54 of the Local Government (Financial Management) Regulations 1996* identifies these as television and radio broadcasting, underground electricity and neighbourhood surveillance services. Exclude rubbish removal charges.

INTEREST EARNINGS

Interest and other items of a similar nature received from bank and investment accounts, interest on rate instalments, interest on rate arrears and interest on debtors.

OTHER REVENUE / INCOME

Other revenue, which can not be classified under the above headings, includes dividends, discounts, rebates, reimbursements etc.

PROFIT ON ASSET DISPOSAL

Excess of assets received over the net book value for assets on their disposal.

EXPENSES

EMPLOYEE COSTS

All costs associated with the employment of person such as salaries, wages, allowances, benefits such as vehicle and housing, superannuation, employment expenses, removal expenses, relocation expenses, worker's compensation insurance, training costs, conferences, safety expenses, medical examinations, fringe benefit tax, etc.

MATERIALS AND CONTRACTS

All expenditures on materials, supplies and contracts not classified under other headings. These include supply of goods and materials, legal expenses, maintenance agreements, communication expenses, advertising expenses, membership, periodicals, publications, hire expenses, rental, postage and freight etc. Local governments may wish to disclose more detail such as contract services, consultancy, information technology, rental or lease expenditures.

UTILITIES (GAS, ELECTRICITY, WATER)

Expenditures made to the respective agencies for the provision of power, gas or water. Exclude expenditures incurred for the reinstatement of roadwork on behalf of these agencies.

INSURANCE

All insurance other than worker's compensation and health benefit insurance included as a cost of employment.

LOSS ON ASSET DISPOSAL

Shortfall between the value of assets received over the net book value for assets on their disposal.

DEPRECIATION ON NON-CURRENT ASSETS

Depreciation expense raised on all classes of assets. Excluding Land.

INTEREST EXPENSES

Interest and other costs of finance paid, including costs of finance for loan debentures, overdraft accommodation and refinancing expenses.

OTHER EXPENDITURE

Statutory fees, taxes, allowance for impairment of assets, member's fees or State taxes. Donations and subsidies made to community groups.

10.2.4

STATEMENT OF FINANCIAL ACTIVITY FOR THE PERIOD ENDED 31 JANUARY 2023

BY NATURE OR TYPE

	Ref Note	Adopted Budget (a)	YTD Budget (b)	YTD Actual (c)	Variance \$ (c) - (b)	Variance % ((c) - (b))/(b)	Var.
		\$	\$	\$	\$	%	
Opening funding surplus / (deficit)	1(c)	3,139,998	1,569,999	1,468,360	(101,639)	(6.47%)	
Revenue from operating activities							
Rates		4,672,709	4,672,787	4,676,362	3,575	0.08%	
Rates (excluding general rate)		4,670	4,670	0	(4,670)	(100.00%)	
Operating grants, subsidies and contributions	12	2,112,415	1,601,723	712,187	(889,536)	(55.54%)	▼
Fees and charges		1,861,766	1,412,544	1,371,832	(40,712)	(2.88%)	
Interest earnings		98,500	62,463	172,790	110,327	176.63%	▲
Other revenue		433,674	329,292	331,769	2,477	0.75%	
Profit on disposal of assets	6	174,214	0	10,212	10,212	0.00%	▲
		9,357,948	8,083,479	7,275,152	(808,327)	(10.00%)	
Expenditure from operating activities							
Employee costs		(4,434,829)	(2,634,143)	(2,445,844)	188,299	7.15%	
Materials and contracts		(4,291,722)	(2,920,235)	(1,876,701)	1,043,534	35.73%	▲
Utility charges		(528,015)	(298,191)	(222,678)	75,513	25.32%	▲
Depreciation on non-current assets		(6,108,055)	(3,562,993)	(2,773,288)	789,705	22.16%	▲
Interest expenses		(118,046)	(57,405)	(42,396)	15,009	26.15%	▲
Insurance expenses		(406,146)	(357,810)	(407,681)	(49,871)	(13.94%)	▼
Other expenditure		(352,813)	(209,291)	(191,315)	17,976	8.59%	
Loss on disposal of assets	6	(59,016)	0	0	0	0.00%	
		(16,298,642)	(10,040,068)	(7,959,903)	2,080,165	(20.72%)	
Non-cash amounts excluded from operating activities	1(a)	6,087,847	3,562,993	2,763,076	(799,917)	(22.45%)	▼
Amount attributable to operating activities		(852,847)	1,606,404	2,078,325	471,921	29.38%	
Investing activities							
Proceeds from non-operating grants, subsidies and contributions	13	892,744	511,287	414,446	(96,841)	(18.94%)	▼
Proceeds from disposal of assets	6	424,773	424,773	15,000	(409,773)	(96.47%)	▼
Proceeds from financial assets at amortised cost - self supporting loans	8	250,000	0	0	0	0.00%	
Payments for financial assets at amortised cost - self supporting loans	8	(250,000)	(250,000)	0	250,000	100.00%	▲
Payments for property, plant and equipment and infrastructure	7	(5,893,019)	(3,521,698)	(1,321,735)	2,199,963	62.47%	▲
Amount attributable to investing activities		(4,575,502)	(2,835,638)	(892,289)	1,943,349	(68.53%)	
Financing Activities							
Proceeds from new debentures	8	650,000	650,000	0	(650,000)	(100.00%)	▼
Transfer from reserves	10	2,503,012	2,503,012	0	(2,503,012)	(100.00%)	▼
Payments for principal portion of lease liabilities	9	(11,503)	0	(7,823)	(7,823)	0.00%	
Repayment of debentures	8	(195,158)	(97,579)	(91,496)	6,083	6.23%	
Transfer to reserves	10	(658,000)	(658,000)	(103,221)	554,779	84.31%	▲
Amount attributable to financing activities		2,288,351	2,397,433	(202,540)	(2,599,973)	(108.45%)	
Closing funding surplus / (deficit)	1(c)	0	2,738,198	2,451,856	(286,342)	10.46%	▼

KEY INFORMATION

▲ ▼ Indicates a variance between Year to Date (YTD) Budget and YTD Actual data as per the adopted materiality threshold.

Refer to Note 14 for an explanation of the reasons for the variance.

This statement is to be read in conjunction with the accompanying Financial Statements and Notes.

BASIS OF PREPARATION

The financial report has been prepared in accordance with Australian Accounting Standards (as they apply to local governments and not-for-profit entities) and interpretations of the Australian Accounting Standards Board, and the *Local Government Act 1995* and accompanying Regulations.

The *Local Government Act 1995* and accompanying Regulations take precedence over Australian Accounting Standards where they are inconsistent.

The *Local Government (Financial Management) Regulations 1996* specify that vested land is a right-of-use asset to be measured at cost, and is considered a zero cost concessionary lease. All right-of-use assets under zero cost concessionary leases are measured at zero cost rather than at fair value, except for vested improvements on concessionary land leases such as roads, buildings or other infrastructure which continue to be reported at fair value, as opposed to the vested land which is measured at zero cost. The measurement of vested improvements at fair value is a departure from AASB 16 which would have required the Shire to measure any vested improvements at zero cost.

Accounting policies which have been adopted in the preparation of this financial report have been consistently applied unless stated otherwise. Except for cash flow and rate setting information, the financial report has been prepared on the accrual basis and is based on historical costs, modified, where applicable, by the measurement at fair value of selected non-current assets, financial assets and liabilities.

THE LOCAL GOVERNMENT REPORTING ENTITY

All funds through which the Shire controls resources to carry on its functions have been included in the financial statements forming part of this financial report.

All monies held in the Trust Fund are excluded from the financial statements.

SIGNIFICANT ACCOUNTING POLICES**CRITICAL ACCOUNTING ESTIMATES**

The preparation of a financial report in conformity with Australian Accounting Standards requires management to make judgements, estimates and assumptions that effect the application of policies and reported amounts of assets and liabilities, income and expenses.

The estimates and associated assumptions are based on historical experience and various other factors believed to be reasonable under the circumstances; the results of which form the basis of making the judgements about carrying values of assets and liabilities not readily apparent from other sources. Actual results may differ from these estimates.

The balances, transactions and disclosures impacted by accounting estimates are as follows:

- estimation of fair values of certain financial assets
- estimation of fair values of fixed assets shown at fair value
- impairment of financial assets

GOODS AND SERVICES TAX

Revenues, expenses and assets are recognised net of the amount of GST, except where the amount of GST incurred is not recoverable from the Australian Taxation Office (ATO). Receivables and payables are stated inclusive of GST receivable or payable. The net amount of GST recoverable from, or payable to, the ATO is included with receivables or payables in the statement of financial position. Cash flows are presented on a gross basis. The GST components of cash flows arising from investing or financing activities which are recoverable from, or payable to, the ATO are presented as operating cash flows.

ROUNDING OFF FIGURES

All figures shown in this statement are rounded to the nearest dollar.

PREPARATION TIMING AND REVIEW

Date prepared: All known transactions up to 02 February 2023

(a) Non-cash items excluded from operating activities

The following non-cash revenue and expenditure has been excluded from operating activities within the Statement of Financial Activity in accordance with *Financial Management Regulation 32*.

	Notes	Adopted Budget	YTD Budget (a)	YTD Actual (b)
Non-cash items excluded from operating activities				
		\$	\$	\$
Adjustments to operating activities				
Less: Profit on asset disposals	6	(174,214)	0	(10,212)
Less: Fair value adjustments to financial assets at amortised cost		94,990	0	0
Add: Loss on asset disposals	6	59,016	0	0
Add: Depreciation on assets		6,108,055	3,562,993	2,773,288
Total non-cash items excluded from operating activities		6,087,847	3,562,993	2,763,076

(b) Adjustments to net current assets in the Statement of Financial Activity

The following current assets and liabilities have been excluded from the net current assets used in the Statement of Financial Activity in accordance with *Financial Management Regulation 32* to agree to the surplus/(deficit) after imposition of general rates.

		Adopted Budget Opening 30 June 2022	Last Year Closing 30 June 2022	Year to Date 31 January 2023
Adjustments to net current assets				
Less: Reserves - restricted cash	10	(5,777,140)	(7,622,151)	(7,725,372)
Less: - Financial assets at amortised cost - self supporting loans	4	250,000	0	0
Less: Amherst Deposits		1,137,794	0	0
Add: Borrowings	8	639,000	184,158	92,662
Add: Provisions employee related provisions	11	640,705	640,705	640,705
Add: Lease liabilities	9	7,054	14,578	14,578
Add: Other Adjustments - Disposal of Asset to be processed		0	0	(40,908)
Total adjustments to net current assets		(3,102,587)	(6,782,710)	(7,018,335)

(c) Net current assets used in the Statement of Financial Activity

Current assets				
Cash and cash equivalents	2	0	9,714,690	9,760,234
Financial assets at amortised cost	2	0	4,303,578	4,261,788
Rates receivables	3	0	1,207,908	2,092,268
Receivables	3	0	473,249	265,293
Other current assets	4	0	4,439	149,976
Less: Current liabilities				
Payables	5	0	(1,910,304)	(1,642,340)
Borrowings	8	0	(184,158)	(92,662)
Contract liabilities	11	0	(4,703,049)	(4,661,259)
Lease liabilities	9	0	(14,578)	(14,578)
Provisions	11	0	(640,705)	(640,705)
Less: Total adjustments to net current assets	1(b)	0	(6,782,710)	(7,018,335)
Closing funding surplus / (deficit)		0	1,468,360	2,459,680

CURRENT AND NON-CURRENT CLASSIFICATION

In the determination of whether an asset or liability is current or non-current, consideration is given to the time when each asset or liability is expected to be settled. Unless otherwise stated assets or liabilities are classified as current if expected to be settled within the next 12 months, being the Council's operational cycle.

NOTES TO THE STATEMENT OF FINANCIAL ACTIVITY
FOR THE PERIOD ENDED 31 JANUARY 2023

Description	Classification	Unrestricted	Restricted	Total Cash	Trust	Institution	Interest Rate	Maturity Date
		\$	\$	\$	\$			
Cash at Bank	Cash and cash equivalents	2,034,862	7,725,372	9,760,234	0	CBA		
Term Deposit	Financial assets at amortised cost	0	4,261,788	4,261,788	0	WATC		
Total		2,034,862	11,987,160	14,022,022	0			
Comprising								
Cash and cash equivalents		2,034,862	7,725,372	9,760,234	0			
Financial assets at amortised cost		0	4,261,788	4,261,788	0			
		2,034,862	11,987,160	14,022,022	0			

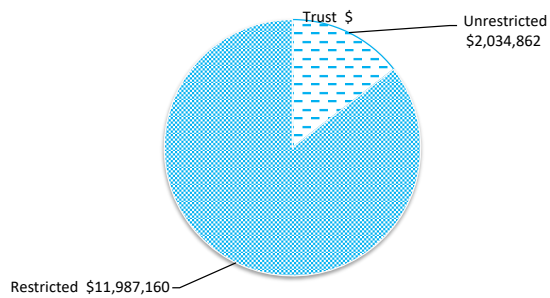
KEY INFORMATION

Cash and cash equivalents include cash on hand, cash at bank, deposits available on demand with banks and other short term highly liquid investments with original maturities of three months or less that are readily convertible to known amounts of cash and which are subject to an insignificant risk of changes in value. Bank overdrafts are reported as short term borrowings in current liabilities in the statement of net current assets.

The local government classifies financial assets at amortised cost if both of the following criteria are met:

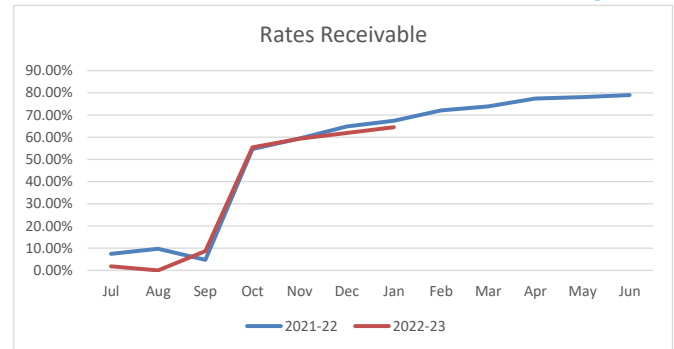
- the asset is held within a business model whose objective is to collect the contractual cashflows, and
- the contractual terms give rise to cash flows that are solely payments of principal and interest.

Financial assets at amortised cost held with registered financial institutions are listed in this note other financial assets at amortised cost are provided in Note 4 - Other assets.



**NOTES TO THE STATEMENT OF FINANCIAL ACTIVITY
FOR THE PERIOD ENDED 31 JANUARY 2023**

Rates receivable	30 June 2022	31 Jan 2023
	\$	\$
Opening arrears previous years	0	1,207,908
Levied this year	4,672,555	4,676,362
Less - collections to date	(3,464,647)	(3,792,002)
Gross rates collectable	1,207,908	2,092,268
Net rates collectable	1,207,908	2,092,268
% Collected	74.1%	64.4%



Receivables - general	Credit	Current	30 Days	60 Days	90+ Days	Total
	\$	\$	\$	\$	\$	\$
Receivables - general	(13,017)	18,525	29,845	1,659	569,769	606,781
Percentage	(2.1%)	3.1%	4.9%	0.3%	93.9%	
Balance per trial balance						
Sundry receivable						606,781
GST receivable						28,282
Allowance for impairment of receivables from contracts with customers						(369,770)
Total receivables general outstanding						265,293

Amounts shown above include GST (where applicable)

KEY INFORMATION

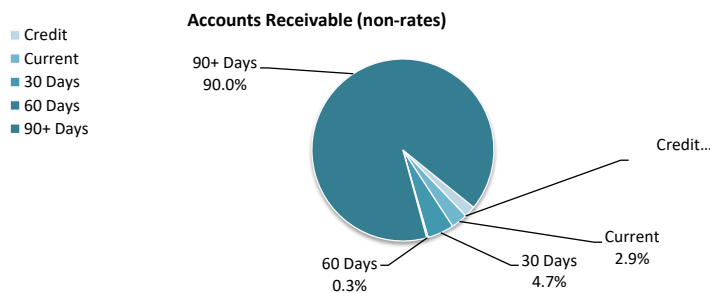
Trade and other receivables include amounts due from ratepayers for unpaid rates and service charges and other amounts due from third parties for goods sold and services performed in the ordinary course of business.

Trade receivables are recognised at original invoice amount less any allowances for uncollectable amounts (i.e. impairment). The carrying amount of net trade receivables is equivalent to fair value as it is due for settlement within 30 days.

Classification and subsequent measurement

Receivables which are generally due for settlement within 30 days except rates receivables which are expected to be collected within 12 months are classified as current assets. All other receivables such as, deferred pensioner rates receivable after the end of the reporting period are classified as non-current assets.

Trade and other receivables are held with the objective to collect the contractual cashflows and therefore the Shire measures them subsequently at amortised cost using the effective interest rate method.



	Opening Balance 1 July 2022	Asset Increase	Asset Reduction	Closing Balance 31 Jan 2023
	\$	\$	\$	\$
Other current assets				
Inventory				
Fuel	4,439	145,537	0	149,976
Total other current assets	4,439	145,537	0	149,976

Amounts shown above include GST (where applicable)

KEY INFORMATION

Inventory

Inventories are measured at the lower of cost and net realisable value.

Net realisable value is the estimated selling price in the ordinary course of business less the estimated costs of completion and the estimated costs necessary to make the sale.

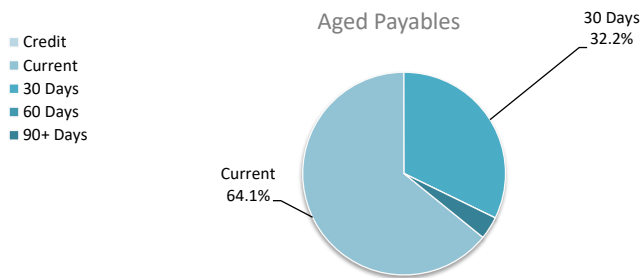
NOTES TO THE STATEMENT OF FINANCIAL ACTIVITY
FOR THE PERIOD ENDED 31 JANUARY 2023

Payables - general	Credit	Current	30 Days	60 Days	90+ Days	Total
	\$	\$	\$	\$	\$	\$
Payables - general	0	24,428	12,281	0	1,381	38,090
Percentage	0%	64.1%	32.2%	0%	3.6%	
Balance per trial balance						
Sundry creditors						202,462
ATO liabilities						114,184
Bonds & deposits						84,159
Pre-paid rates						44,747
Amherst Refundable Deposits						1,196,140
Overpayments & Refunds						648
Total payables general outstanding						1,642,340

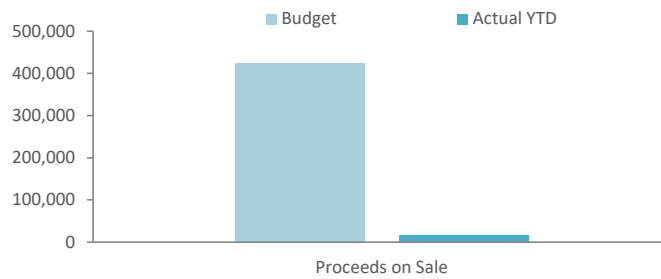
Amounts shown above include GST (where applicable)

KEY INFORMATION

Trade and other payables represent liabilities for goods and services provided to the Shire prior to the end of the period that are unpaid and arise when the Shire becomes obliged to make future payments in respect of the purchase of these goods and services. The amounts are unsecured, are recognised as a current liability and are normally paid within 30 days of recognition. The carrying amounts of trade and other payables are considered to be the same as their fair values, due to their short-term nature.



Asset Ref.	Asset description	Budget				YTD Actual			
		Net Book Value	Proceeds	Profit	(Loss)	Net Book Value	Proceeds	Profit	(Loss)
		\$	\$	\$	\$	\$	\$	\$	\$
	Plant and equipment								
	Governance								
	Motor Vehicle	54,119	53,000	0	(1,119)	0	0	0	0
	Transport								
	Plant	255,456	371,773	174,214	(57,897)	4,788	15,000	10,212	0
		309,575	424,773	174,214	(59,016)	4,788	15,000	10,212	0



**NOTES TO THE STATEMENT OF FINANCIAL ACTIVITY
FOR THE PERIOD ENDED 31 JANUARY 2023**

Capital acquisitions	Adopted		YTD Actual	YTD Actual Variance
	Budget	YTD Budget		
	\$	\$	\$	\$
Buildings	100,000	100,000	86,002	(13,998)
Buildings - specialised	1,381,830	871,328	192,983	(678,345)
Plant and equipment	1,389,050	116,300	54,000	(62,300)
Motor Vehicles	144,001	39,001	52,314	13,313
Equipment	397,810	385,310	114,594	(270,716)
Paintings & Sculptures	180,572	180,572	0	(180,572)
Infrastructure - roads	1,732,404	1,258,466	539,036	(719,430)
Infrastructure - footpaths	177,250	177,250	67,857	(109,393)
Infrastructure - parks & ovals	0	0	1,740	1,740
Infrastructure - other	325,102	328,471	202,134	(126,337)
Infrastructure - bridges	65,000	65,000	11,075	(53,925)
Payments for Capital Acquisitions	5,893,019	3,521,698	1,321,735	(2,199,963)
Capital Acquisitions Funded By:				
	\$	\$	\$	\$
Capital grants and contributions	892,744	511,287	414,446	(96,841)
Borrowings	650,000	650,000	0	(650,000)
Cash backed reserves				
Plant Replacement Reserve	(300,000)	0	0	0
Amherst Village Building Maintenance Reserve	(40,000)	0	0	0
Amherst Village Refundable Deposit Reserve	(156,000)	(156,000)	0	156,000
Old Saleyards Reserve	(470,365)	120,365	0	(120,365)
Waste Management Reserve	(44,000)	0	0	0
Land & Building Reserve	(1,194,122)	584,561	0	(584,561)
Regional Sheep Saleyards Reserve	(92,525)	157,275	0	(157,275)
Christmas Decoration Reserve	(50,000)	50,000	0	(50,000)
KLC Facilities Reserve	(101,000)	101,000	0	(101,000)
Katanning Aquatic Centre Reserve	(55,000)	55,000	0	(55,000)

SIGNIFICANT ACCOUNTING POLICIES

Each class of fixed assets within either plant and equipment or infrastructure, is carried at cost or fair value as indicated less, where applicable, any accumulated depreciation and impairment losses.

Assets for which the fair value as at the date of acquisition is under \$5,000 are not recognised as an asset in accordance with *Financial Management Regulation 17A (5)*. These assets are expensed immediately.

Where multiple individual low value assets are purchased together as part of a larger asset or collectively forming a larger asset exceeding the threshold, the individual assets are recognised as one asset and capitalised.

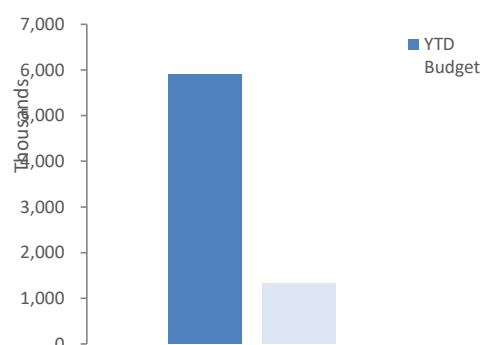
Initial recognition and measurement for assets held at cost

Plant and equipment including furniture and equipment is recognised at cost on acquisition in accordance with *Financial Management Regulation 17A*. Where acquired at no cost the asset is initially recognise at fair value. Assets held at cost are depreciated and assessed for impairment annually.

Initial recognition and measurement between mandatory revaluation dates for assets held at fair value

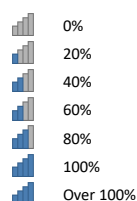
In relation to this initial measurement, cost is determined as the fair value of the assets given as consideration plus costs incidental to the acquisition. For assets acquired at zero cost or otherwise significantly less than fair value, cost is determined as fair value at the date of acquisition. The cost of non-current assets constructed by the Shire includes the cost of all materials used in construction, direct labour on the project and an appropriate proportion of variable and fixed overheads.

Payments for Capital Acquisitions



Capital expenditure total

Level of completion indicators



Percentage Year to Date Actual to Annual Budget expenditure where the expenditure over budget highlighted in red.

Level of completion indicator, please see table at the end of this note for further detail.

			Adopted		Variance	
Account Description			Budget	YTD Budget	YTD Actual	(Under)/Over
			\$	\$	\$	\$
	2.00	8 Austral Terrace - Capex Upgrade	5,075	5,075	5,075	0
		Purchase Of 01Ka Ceo	65,000	0	0	0
	2.00	Emergency Welfare Centre Generator	152,000	152,000	95,458	(56,542)
		Amherst Bathroom Renovations	40,000	20,000	0	(20,000)
	2.00	Refuse Site Shed	79,264	79,264	38,480	(40,784)
	2.00	Klc Concept Design	45,000	45,000	29,694	(15,306)
	2.00	Ech Planning	1,169,122	681,989	119,734	(562,255)
	2.00	Piesse Lake Residential Development	3,369	3,369	5,530	2,161
		Wayfinding Signage	18,032	18,032	0	(18,032)
	2.00	Fairfield Road Silk 6.91-9.11 (Rrg)	0	0	3,993	3,993
	2.00	Warren Road Silk 10.0-12.1 (Rrg)	0	0	7,254	7,254
	2.00	Bibiking Road Silk 0.00-4.80 (R2R)	8,627	8,627	0	(8,627)
	2.00	Cullen Street Silk 0.00-0.70 (R2R)	28,709	28,710	8,206	(20,504)
		Clive St Carriageway (Conroy/Piesse)	188,624	188,624	1,900	(186,724)
	2.00	Curlew Street Silk 0.00-1.36 Gravel Resheet	73,314	73,314	11,903	(61,411)
	2.00	Mills Street Silk 0.00-1.37 Gravel Resheet	47,378	47,378	34,274	(13,104)
	2.00	Tree Street Silk 0.00-0.35 Gravel Resheet	43,861	43,861	19,708	(24,153)
	2.00	Warren Road Silk 12.1-15.15 (Rrg)	309,000	180,250	12,461	(167,789)
		Carew Street Silk 0.62-0.947 (Rrg)	175,000	140,000	5,800	(134,200)
	2.00	Forrest Hills Road Silk 0.00-3.7 (R2R)	86,944	80,277	32,558	(47,719)
	2.00	Lake Coyrecup Road Silk 0.026-5.286 (R2R)	156,591	9,338	183,998	174,660
	2.00	Tabenup Road Silk 0.00-2.00 (R2R)	57,344	9,338	84,074	74,736
		Dore Street Realignment & Associated Works	350,000	291,665	0	(291,665)
	2.00	Clive Street Silk 1.05-1.93 (Rrg)	8,371	8,371	0	(8,371)
	2.00	Onslow Road Silk 0-1.4 (R2R)	0	0	752	752
	2.00	Rogers Avenue (Park St To Harris St) Council	46,639	40,579	57,210	16,631
	2.00	Coate Street (Carew St To Conroy St) Council	26,234	26,234	3,848	(22,386)
		Cornwall Street Footpath	105,838	105,838	385	(105,453)
	2.00	Clive Street West Footpath	227	227	227	0
		Bokarup Street - Upgrade Of Footpath	0	0	980	980
	2.00	Clive Street - Concrete Footpath Upgrade Works	275	275	1,265	990
		Clive Street Footpath (Conroy To Piesse - Southern Side)	5,052	5,052	0	(5,052)
	2.00	Synott Avenue Footpath (Warren To Braeside)	65,858	65,858	65,000	(858)
	2.00	Bokarup Street Footbridge	65,000	65,000	11,075	(53,925)
		Purchase Of Utility - Ka357	39,001	39,001	0	(39,001)
	2.00	Cctv Cameras At Saleyards	92,525	92,525	92,705	180
		Purchase Of Sweeper - Saleyards	64,750	64,750	0	(64,750)
	2.00	Dam Expansion Klc	62,545	62,545	8,441	(54,104)
	2.00	Equipment (GEM)	55,000	55,000	0	(55,000)
	2.00	Great Southern Aged Accommodation Project Expenditure (STP)	100,000	100,000	86,002	(13,998)
		Equipment (OCU)	50,000	50,000	0	(50,000)
	2.00	Noongar Story Public Artwork Project (STP)	180,572	180,572	0	(180,572)
			5,893,019	3,531,448	1,313,222	(2,218,226)

**NOTES TO THE STATEMENT OF FINANCIAL ACTIVITY
FOR THE PERIOD ENDED 31 JANUARY 2023**

Repayments - borrowings

Information on borrowings Particulars	Loan No.	1 July 2022	New Loans		Principal Repayments		Principal Outstanding		Interest Repayments	
			Actual	Budget	Actual	Budget	Actual	Budget	Actual	Budget
		\$	\$	\$	\$	\$	\$	\$	\$	\$
Governance										
Administration Building	158	2,138,269	0	0	(49,167)	(99,268)	2,089,102	2,039,001	(34,868)	(95,003)
Housing										
Aged & Key Worker Accommodation	159	645,095	0	0	(21,919)	(43,982)	623,176	601,113	(5,194)	(12,704)
Other property and services										
Water Cart	160	145,431	0	0	(8,261)	(16,558)	137,170	128,873	(945)	(2,202)
CAT Grader	161	213,870	0	0	(12,149)	(24,350)	201,722	189,520	(1,389)	(3,237)
Road Sweeper	163	0	0	210,000	0	0	0	210,000	0	0
Truck - KA24365		0	0	190,000	0	0	0	190,000	0	0
		3,142,665	0	400,000	(91,496)	(184,158)	3,051,169	3,358,507	(42,396)	(113,146)
Self supporting loans										
Recreation and culture										
Katanning Country Club	162	0	0	250,000	0	(11,000)	0	239,000	0	(4,900)
		0	0	250,000	0	(11,000)	0	239,000	0	(4,900)
Total		3,142,665	0	650,000	(91,496)	(195,158)	3,051,169	3,597,507	(42,396)	(118,046)
Current borrowings		195,158					92,662			
Non-current borrowings		2,947,507					2,958,507			
		3,142,665					3,051,169			

All debenture repayments were financed by general purpose revenue.

Self supporting loans are financed by repayments from third parties.

New borrowings 2022-23

Particulars	Amount Borrowed	Amount Borrowed	Institution	Loan Type	Term Years	Total Interest & Charges	Interest Rate	Amount (Used)		Balance Unspent
	Actual	Budget						Actual	Budget	
	\$	\$				\$	%	\$	\$	\$
Road Sweeper		210,000	WATC	Debenture	5	26,820	3.7		210,000	0
Truck - KA24365		190,000	WATC	Debenture	5	23,865	3.7		190,000	0
Katanning Country Club		250,000	WATC	Debenture	10	65,460	4.0		250,000	0
	0	650,000				116,145		0	650,000	0

The Shire has no unspent debenture funds as at 30th June 2022, nor is it expected to have unspent funds as at 30th June 2023.

KEY INFORMATION

Borrowing costs are recognised as an expense when incurred except where they are directly attributable to the acquisition, construction or production of a qualifying asset. Where this is the case, they are capitalised as part of the cost of the particular asset until such time as the asset is substantially ready for its intended use or sale.

Fair values of borrowings are not materially different to their carrying amounts, since the interest payable on those borrowings is either close to current market rates or the borrowings are of a short term nature. Non-current borrowings fair values are based on discounted cash flows using a current borrowing rate.

NOTES TO THE STATEMENT OF FINANCIAL ACTIVITY
FOR THE PERIOD ENDED 31 JANUARY 2023

Movement in carrying amounts

Information on leases Particulars	Lease No.	1 July 2022	New Leases		Principal Repayments		Principal Outstanding		Interest Repayments	
			Actual	Budget	Actual	Budget	Actual	Budget	Actual	Budget
		\$	\$	\$	\$	\$	\$	\$	\$	\$
Law, order, public safety										
CESM Vehicle	i22401	43,306	0	0	(6,710)	(11,503)	36,596	31,803	0	0
Community amenities										
LCDC Vehicle	1,706,081	310	0	0	0	0	310	310	0	0
Recreation and culture										
Matrix Spin Bicycles	000041	5,567	0	0	(1,113)	0	4,454	5,567	0	0
Total		49,183	0	0	(7,823)	(11,503)	41,360	37,680	0	0
Current lease liabilities		14,578					14,578			
Non-current lease liabilities		14,933					14,933			
		29,511					29,511			

All lease repayments were financed by general purpose revenue.

KEY INFORMATION

At inception of a contract, the Shire assesses if the contract contains or is a lease. A contract is or contains a lease, if the contract conveys the right to control the use of an identified asset for a period of time in exchange for consideration. At the commencement date, a right of use asset is recognised at cost and lease liability at the present value of the lease payments that are not paid at that date.

The lease payments are discounted using that date. The lease payments are discounted using the interest rate implicit in the lease, if that rate can be readily determined. If that rate cannot be readily determined, the Shire uses its incremental borrowing rate.

All contracts classified as short-term leases (i.e. a lease with a remaining term of 12 months or less) and leases of low value assets are recognised as an operating expense on a straight-line basis over the term of the lease.

NOTES TO THE STATEMENT OF FINANCIAL ACTIVITY
FOR THE PERIOD ENDED 31 JANUARY 2023

Reserve accounts

Reserve name	Opening Balance	Budget Interest Earned	Actual Interest Earned	Budget Transfers In (+)	Actual Transfers In (+)	Budget Transfers Out (-)	Actual Transfers Out (-)	Budget Closing Balance	Actual YTD Closing Balance
	\$	\$	\$	\$	\$	\$	\$	\$	\$
Restricted by Legislation									
Employee Leave Reserve	745,770	595	10,096	0	0	0	0	746,365	755,866
Plant Replacement Reserve	393,787	390	5,331	103,500	0	(300,000)	0	197,677	399,118
Amherst Village Building Maintenance Reserve	23,348	20	316	156,000	0	(40,000)	0	139,368	23,664
Amherst Village Refundable Deposit Reserve	1,292,804	990	17,501	0	0	(156,000)	0	1,137,794	1,310,305
Old Saleyards Reserve	964,277	790	13,054	0	0	(470,365)	0	494,702	977,331
Waste Management Reserve	424,260	325	5,743	0	0	(44,000)	0	380,585	430,003
Land & Building Reserve	1,659,556	1,325	22,504	50,000	0	(1,194,122)	0	516,759	1,682,060
Land & Building Facilities for Seniors Reserve	339,310	260	4,593	0	0	0	0	339,570	343,903
Regional Sheep Saleyards Reserve	765,925	515	10,369	140,000	0	(92,525)	0	813,915	776,294
Christmas Decoration Reserve	50,990	40	690	10,000	0	(50,000)	0	11,030	51,680
GRV Revaluation Reserve	51,530	40	698	10,000	0	0	0	61,570	52,228
Quartermaine Oval Reserve	247,190	190	3,346	50,000	0	0	0	297,380	250,536
KLC Facilities Reserve	256,896	200	3,478	50,000	0	(101,000)	0	206,096	260,374
Election Reserve	23,354	20	316	10,000	0	0	0	33,374	23,670
Library Building Reserve	14,859	10	201	2,500	0	0	0	17,369	15,060
Community & Economic Development Reserve	261,887	200	3,545	0	0	0	0	262,087	265,432
Lake Ewlyamartup Facilities Reserve	15,020	10	203	5,000	0	0	0	20,030	15,223
Parks & Playgrounds Reserve	45,644	35	618	15,000	0	0	0	60,679	46,262
Katanning Aquatic Centre Reserve	45,644	35	618	15,000	0	(55,000)	0	5,679	46,262
Housing Reserve	100	10	1	35,000	0	0	0	35,110	101
	7,622,151	6,000	103,221	652,000	0	(2,503,012)	0	5,777,139	7,725,372

	Opening Balance	Liability transferred from/(to) non current	Liability Increase	Liability Reduction	Closing Balance
Other current liabilities	Note	1 July 2022			31 January 2023
		\$	\$	\$	\$
Other liabilities					
- Contract liabilities		491,580	0	(92,160)	399,471
- Capital grant/contribution liabilities		4,211,469	0	0	4,261,788
Total other liabilities		4,703,049	0	(92,160)	4,661,259
Employee Related Provisions					
Annual leave		330,951	0		330,951
Long service leave		309,754	0		309,754
Total Employee Related Provisions		640,705	0	0	640,705
Total other current assets		5,343,754	0	(92,160)	5,301,964
Amounts shown above include GST (where applicable)					

A breakdown of contract liabilities and associated movements is provided on the following pages at Note 12 and 13

KEY INFORMATION

Provisions

Provisions are recognised when the Shire has a present legal or constructive obligation, as a result of past events, for which it is probable that an outflow of economic benefits will result and that outflow can be reliably measured.

Provisions are measured using the best estimate of the amounts required to settle the obligation at the end of the reporting period.

Employee Related Provisions

Short-term employee benefits

Provision is made for the Shire's obligations for short-term employee benefits. Short-term employee benefits are benefits (other than termination benefits) that are expected to be settled wholly before 12 months after the end of the annual reporting period in which the employees render the related service, including wages, salaries and sick leave. Short-term employee benefits are measured at the (undiscounted) amounts expected to be paid when the obligation is settled.

The Shire's obligations for short-term employee benefits such as wages, salaries and sick leave are recognised as a part of current trade and other payables in the calculation of net current assets.

Other long-term employee benefits

The Shire's obligations for employees' annual leave and long service leave entitlements are recognised as employee related provisions in the statement of financial position.

Long-term employee benefits are measured at the present value of the expected future payments to be made to employees. Expected future payments incorporate anticipated future wage and salary levels, durations of service and employee departures and are discounted at rates determined by reference to market yields at the end of the reporting period on government bonds that have maturity dates that approximate the terms of the obligations. Any remeasurements for changes in assumptions of obligations for other long-term employee benefits are recognised in profit or loss in the periods in which the changes occur. The Shire's obligations for long-term employee benefits are presented as non-current provisions in its statement of financial position, except where the Shire does not have an unconditional right to defer settlement for at least 12 months after the end of the reporting period, in which case the obligations are presented as current provisions.

Contract liabilities

An entity's obligation to transfer goods or services to a customer for which the entity has received consideration (or the amount is due) from the customer.

Capital grant/contribution liabilities

Grants to acquire or construct recognisable non-financial assets to identified specifications be constructed to be controlled by the Shire are recognised as a liability until such time as the Shire satisfies its obligations under the agreement.

Provider	Unspent operating grant, subsidies and contributions liability					Operating grants, subsidies and contributions revenue		
	Liability	Increase in Liability	Decrease in Liability (As revenue)	Liability	Current Liability	Adopted Budget Revenue	YTD Budget	YTD Revenue Actual
	1 July 2022			31 Jan 2023	31 Jan 2023			
	\$	\$	\$	\$	\$	\$	\$	\$
Operating grants and subsidies								
Governance								
Insurance Scheme Surplus (ADM)	0	0	0	0	0	0	0	4,000
General purpose funding								
General Purpose Grant (GPF)	0	0	0	0	0	553,873	276,936	276,937
Untied Road Grant (GPF)	0	0	0	0	0	105,844	52,922	52,922
ESL Administration Fee (GPF)	0	0	0	0	0	4,000	4,000	4,000
Rates Legal Fees Reimbursement (GPI)	0	0	0	0	0	30,000	17,500	62,712
Special Project Grant (GPF)	35,545			35,545	0	0	0	0
Law, order, public safety								
BFB LGGS Income	471	0	0	471	0	44,480	25,020	39,464
CESM Contributions & Reimbursements	0	0	0	0	0	119,241	59,620	0
Health								
Dept Health - CLAG Funding	0	0	0	0	0	0	0	7,913
Education and welfare								
Youth Activities Grant Income (CDOW)	0	0	0	0	0	33,648	25,236	26,126
Seniors Week Grant Income (CDOW)	0	0	0	0	0	1,000	581	0
National Youth Week Grant Income (CDOW)	0	0	0	0	0	1,000	581	0
Grant Income (CDOW)	0	0	0	0	0	184,113	184,113	0
Harmony Festival Grant Income (CDOW)	0	0	0	0	0	57,000	37,000	47,500
PIAF Income	1,000	0	0	1,000	0	0	0	0
Cultural Awareness	5,000	0	0	5,000	0	0	0	0
Indigenous Governance	12,613	0	0	12,613	0	0	0	0
Recreation and culture								
Grant Income (KLC)	0	0	0	0	0	33,086	33,084	3,225
Grant Income (OCU)	0	0	0	0	0	47,000	27,000	0
Regional Venues Improvement Fund	1,327	0	0	1,327	0	0	0	0
RETB Exhibition Reimbursements	1,272	0	0	1,272	0	0	0	0
Sports Engagement	33,085	0	0	33,085	0	0	0	0
Transport								
Commissions & Contributions (TPL)	0	0	0	0	0	90,000	52,500	43,983
Direct Road Grant (MRBD)	0	0	0	0	0	140,386	140,386	143,406
Street Light Subsidy (MRBD)	0	0	0	0	0	2,500	0	0
Economic services								
Grant Income (EDV)	0	0	0	0	0	650,244	650,244	0
Auspecting Income - Hidden Treasures (TOU)	0	0	0	0	0	15,000	15,000	0
FRRR Vibrant Katanning	6,460	0	0	6,460	0	0	0	0
	96,773	0	0	96,773	0	2,112,415	1,601,723	712,187
Operating contributions								
Education and welfare								
Harmony Festival	9,070	0	0	9,070	0	0	0	0
	9,070	0	0	9,070	0	0	0	0
TOTALS	105,843	0	0	105,843	0	2,112,415	1,601,723	712,187

10.2.4

NOTES TO THE STATEMENT OF FINANCIAL ACTIVITY
FOR THE PERIOD ENDED 31 JANUARY 2023

NOTE 13
NON-OPERATING GRANTS, SUBSIDIES AND CONTRIBUTIONS

Provider	Capital grant/contribution liabilities					Non operating grants, subsidies and contributions revenue		
	Liability 1 July 2022	Increase in Liability	Decrease in Liability (As revenue)	Liability 31 Jan 2023	Current Liability 31 Jan 2023	Adopted Budget Revenue	YTD Budget	YTD Revenue Actual
	\$	\$	\$	\$	\$	\$	\$	\$
Non-operating grants and subsidies								
General purpose funding								
Heritage Centre Project DPIRD Grant Funds (STP)	92,109	52	(92,160)	0	0	0	0	92,390
Law, order, public safety								
Grant Income (OLO)	0	0	0	0	0	96,000	96,000	82,740
Community amenities								
CLGF Regional re Regional Waste Initiative Income (SAN)	0	0	0	0	0	35,264	35,264	0
Transport								
Regional Road Group Funding (CRBD)	0	0	0	0	0	446,485	222,525	222,525
Roads to Recovery Funding (CRBD)	0	0	0	0	0	314,995	157,498	0
Economic services								
Grant Income (EDV)	0	0	0	0	0	0	0	16,791
	92,109	52	(92,160)	0	0	892,744	511,287	414,446
Non-operating contributions								
Governance								
Supertowns Funding	4,211,469	50,319	0	4,261,788	0	0	0	0
Grants in Advance	399,471	0	0	399,471	0	0	0	0
	4,610,940	50,319	0	4,661,259	0	0	0	0
TOTALS	4,703,049	50,371	(92,160)	4,661,259	0	892,744	511,287	414,446

NOTES TO THE STATEMENT OF FINANCIAL ACTIVITY FOR THE PERIOD ENDED 31 JANUARY 2023

EXPLANATION OF MATERIAL VARIANCES

The material variance thresholds are adopted annually by Council as an indicator of whether the actual expenditure or revenue varies from the year to date Actual materially.

The material variance adopted by Council for the 2022-23 year is \$10,000 or 10.00% whichever is the greater.

Nature or type	Var. \$	Var. %	Explanation of positive variances		Explanation of negative variances	
			Timing	Permanent	Timing	Permanent
	\$	%				
Revenue from operating activities						
Operating grants, subsidies and contributions	(889,536)	(55.54%)	▼			Operating Grants lower than anticipated
Interest earnings	110,327	176.63%	▲	Reserve Fund interest higher than predicted		
Profit on disposal of assets	10,212	0.00%	▲	Profit on Toro Mower		
Expenditure from operating activities						
Materials and contracts	1,043,534	35.73%	▲	Costs lower than expected		
Utility charges	75,513	25.32%	▲	Costs lower than expected		
Depreciation on non-current assets	789,705	22.16%	▲	Depn not processed - pending		
Interest expenses	15,009	26.15%	▲			Loan Interest lower than expected
Insurance expenses	(49,871)	(13.94%)	▼			Second instalment paid
Non-cash amounts excluded from operating activities	(799,917)	(22.45%)	▼			Depn calculated to 31/12/2022
Investing activities						
Proceeds from non-operating grants, subsidies and contributions	(96,841)	(18.94%)	▼			Non-operating Grants lower than anticipated
Payments for financial assets at amortised cost - self supply	250,000	100.00%	▲	Loans not drawn down		
Financing activities						
Proceeds from new debentures	(650,000)	(100.00%)	▼			Loans not drawn down

10.2.5



Reflect Reconciliation Action Plan

(March 2023 – March 2024)



Acknowledgement of Country

Ngala kaaditj noongar moort keyen kaadak nitja boodja.

The Shire of Katanning acknowledges the Goreng Noongar people as the traditional custodians of the land that we live and work on. We recognise their cultural heritage, beliefs, and continuing relationship with the land, and pay our respects to Elders past present and emerging.

Mural Artwork and Artist

Bardinar Biddi's by Peter Farmer Jnr, 2022

Bardinar Biddi's (translation – Rosella Paths) is a contemporary interpretation of the beautiful landscapes surrounding Katanning.

"The Western Rosella or 'Bardinar' was chosen because of its multicoloured coat that reminded me of how multicultural the townspeople are today.

The background reflects the beautiful landscapes of the southwest region that changes colour throughout the seasons.

The traditional line-work is a reflection of the myriad of those multicultural communities that have now settled and call Katanning home and that the path or 'Biddi' is not always a straight one but has many twists and turns."

Shire of Katanning
52 Austral Terrace
Katanning WA 6317
PO Box 130 Katanning 6317

Ph: 08 9821 9999
admin@katanning.wa.gov.au
www.katanning.wa.gov.au
@ShireofKatanning



Message from the Shire President and Chief Executive Officer

We respectfully acknowledge the Goreng Noongar people, who are the Traditional Custodians of this land. We pay our respect to Elders past, present and emerging and acknowledge their continuing culture and the contribution they make to our region.

We are pleased to present the Shire of Katanning's first Reconciliation Action Plan (RAP) and through its implementation we commit to building greater understanding and inclusion within our organisation and the wider community.

We encourage our Elected Members, Staff and Community to expand on their knowledge of Aboriginal and Torres Strait Islander cultures and to work together to build a better Community, showing compassion and kindness to all.

On behalf of the Council and Shire of Katanning we extend our appreciation to the many people involved who have worked with us to develop this Reconciliation Action Plan.



Liz Guidera
Shire President



Julian Murphy
Chief Executive Officer



Message from Reconciliation WA

Reconciliation Australia welcomes Shire of Katanning to the Reconciliation Action Plan (RAP) program with the formal endorsement of its inaugural Reflect RAP.

Shire of Katanning joins a network of more than 1,100 corporate, government, and not-for-profit organisations that have made a formal commitment to reconciliation through the RAP program.

Since 2006, RAPs have provided a framework for organisations to leverage their structures and diverse spheres of influence to support the national reconciliation movement. The program's potential for impact is greater than ever, with close to 3 million people now working or studying in an organisation with a RAP.

The four RAP types — Reflect, Innovate, Stretch and Elevate — allow RAP partners to continuously develop and strengthen reconciliation commitments in new ways. This Reflect RAP will lay the foundations, priming the workplace for future RAPs and reconciliation initiatives.

The RAP program's strength is its framework of relationships, respect, and opportunities, allowing an organisation to strategically set its reconciliation commitments in line with its own business objectives, for the most effective outcomes.

These outcomes contribute towards the five dimensions of reconciliation: race relations; equality and equity; institutional integrity; unity; and historical acceptance.

It is critical to not only uphold all five dimensions of reconciliation, but also increase awareness of Aboriginal and Torres Strait Islander cultures, histories, knowledge, and leadership across all sectors of Australian society.

This Reflect RAP enables Shire of Katanning to deepen its understanding of its sphere of influence and the unique contribution it can make to lead progress across the five dimensions. Getting these first steps right will ensure the sustainability of future RAPs and reconciliation initiatives, and provide meaningful impact toward Australia's reconciliation journey.

Congratulations Shire of Katanning, welcome to the RAP program, and I look forward to following your reconciliation journey in the years to come.

Karen Mundine
Chief Executive Officer
Reconciliation Australia



10.2.5

Our Business

The Shire of Katanning is a unique and diverse place, in the heart of the Great Southern region of Western Australia, approximately three hours southeast of Perth. Covering an area of 1,523km², the Shire encompasses the localities of Badgebup, Carrolup, Cobline, Coyrecup, Ewlyamartup, Katanning, Marracoonda, Moojebing, Murdong, Pinwernying and South Datatine. The vision for Katanning is to create a safe, sustainable, and prosperous community. We respect and celebrate our diverse culture.

The Shire of Katanning is a local government that manages a range of services, facilities and legislative obligations to meet the needs of the community including infrastructure and property services, provision of recreation facilities, environmental health services, animal control, community services, planning and development services, cultural facilities and community amenities.

Katanning has a population of 4,057, with Aboriginal and Torres Strait Islander people making up 8.8% (ABS Census 2021).

The Shire of Katanning employees 76 people, with two employees identifying as Aboriginal and /or Torres Strait Islander people.

Our RAP

A Reflect Reconciliation Action Plan (RAP) clearly sets out the steps required to prepare for reconciliation initiative in successive RAP's. This RAP will allow the Shire of Katanning to spend time developing relationships with Aboriginal and Torres Strait Islander stakeholders, shaping our vision for reconciliation and our sphere of influence, all while exploring actions we will commit to. As a result, this process will assist the Shire of Katanning in producing future Reconciliation Action Plans that are relevant, sustainable, and beneficial to our organisation and wider community.

During our Reflect RAP the Shire will engage with the Katanning Noongar Leadership Group (KNLG) and First Nation Stakeholders, providing updates and reports to our community along the way. We will form a RAP Working Group within the Shire of Katanning to drive our deliverables and we have nominated the Community Development Manager as our RAP Champion.

While creating our Reflect RAP we received feedback from the community which we have chosen to include in our RAP. Our aim for including this is to ensure the feedback is acknowledged and forms part of our current RAP and any future documents.

We hope that by the Shire starting our Reconciliation Action Plan journey, that an example will be set in our community for other organisations big and small to explore their own RAP journey.



Feedback

During the process of creating our Reflect RAP the Community Development Team met with members of the Noongar community, key community stakeholders and the Shire team to discuss their aspirations. We have received permission from those involved to share this feedback as part of our RAP. This feedback helped shape the deliverables of our Reflect RAP and is recorded below for future reference.

Relationships	Respect	Opportunities	Governance
<ul style="list-style-type: none"> • More consultation needed • Explore options for Elders to be part of decision making in the community • Offer a safe space for people to ask questions • Regular yarning to facilitate respect and understanding • Elders to meet regularly to yarn • Promote activities during Reconciliation Week • Explore ways to engage youth participation • Morning tea with elders & Councillors • Acknowledge Noongar reference group for Piesse walkways/bridge • Collaborate with other organisation who have RAPs. 	<ul style="list-style-type: none"> • Annual team building exercises to review Shire values • Organisational training and cultural awareness • Respect for Elders – use titles (Aunt, Uncle) • Elders to teach kids respect (Native Welfare past) • Work with local families to develop respect • Bush meeting with Elders and youth • Learn the language • Encourage elders to teach the community (cooking classes & dreamtime events) • More public art or gallery exhibitions • Share protocols and documentation that respects Traditional Owners with local community organisations • Space/place to sit and reflect • Teach cultural awareness in schools • Old Reservation – update plaque • Promote activities during NAIDOC Week <ul style="list-style-type: none"> • NAIDOC Gallery Exhibition - Artwork celebrating local culture and stories • Artists/fashion parade • Tours to significant sites • Aboriginal Ball • Dancers • Bush tucker dinner (PPA) • Storytelling • Heritage Arts Trail • Celebrate Quandong season • Explore development of Police Pools / Lake Ewlyamartup / Marribank • Piesse Park - Explore Noongar Story for public art piece 	<ul style="list-style-type: none"> • Place graduates from school programs • Young Aboriginal trainees in Shire departments • Apprenticeship/probation/training programme • Work with local study hub to support Indigenous tertiary students • Explore bridging course • Skills building • Traffic Management Company ACCO opportunities • Support development <ul style="list-style-type: none"> • Provide letters of support • Small business support • Access to facilities • Permanent/sustained support • Confidence building 	<ul style="list-style-type: none"> • Elders informed and involved • Younger Noongar involvement • Agreed plan and strategies to achieve goals • Open forum to talk and discuss – biannually minimum

Our Partnerships & Current Activities

The Shire of Katanning has been working with the local Noongar community to strengthen relationships and promote reconciliation within our community.

The Shire is instrumental in delivering a range of projects in partnership with stakeholders in our community. These include (but are not limited to):

The Shire of Katanning convenes the Katanning Noongar Leadership Group, made up of representatives from the Aboriginal Corporations, School Principals, Katanning Police, and other community groups. The group meets every 6-8 weeks to discuss issues in the community and has been meeting since 2014.

- Aboriginal flags are flown in front of the Administration and Civic Centre since.
- Welcome to Country is performed at key events within the Shire.
- Acknowledgement of Country is conducted at every Council meeting.
- Acknowledgement of Country is on the Shire website and on email signatures.
- 4 x new entry signs which include a Noongar welcome.
- New way finding signage will include Acknowledgement of Country .
- An annual NAIDOC Week Exhibition since 2017, held at the Katanning Art Gallery
- Encouraged engagement in Business Support Programs.
- Worked with the local Noongar community to develop a tour 'Kambarang' and host 'Six Season Dinner' which featured local bushtucker.
- Noongar Cultural Training was conducted for all staff in 2021.

A meeting place for the Noongar community will be built in 2023. The space will promote sharing, collaboration, and healing in a neutral space. It will be a place the Noongar community can meet, yarn, share culture, remember their past and talk about their future.

The Shire of Katanning is also working in collaboration with the Katanning Noongar community to develop a project at Piesse Park that exhibits aspects of a local Noongar story.



10.2.5

Relationships			
Action	Deliverable	Timeline	Responsibility
<ul style="list-style-type: none"> Establish and strengthen mutually beneficial relationships with Aboriginal and Torres Strait Islander stakeholders and organisations. 	<ul style="list-style-type: none"> Identify and review annually, Aboriginal and Torres Strait Islander stakeholders and organisations within our local area or sphere of influence. Research best practice and principles that support partnerships with Aboriginal and Torres Strait Islander stakeholders and organisations. Develop a Memorandum of Understanding between the Traditional Owners and how the shire will work together. Research and develop an Aboriginal and Torres Strait Islander Engagement Plan for the Shire of Katanning's Councillors. Invite Elder's and Aboriginal and Torres Strait Islander communities to Council meetings through the Katanning Noongar Leadership Group. 	May 2023	Community Development Manager
		September 2023	Community Development Manager
		August 2023	Community Development Manager
		November 2023	Executive Governance Officer
		May 2023	Executive Governance Officer
<ul style="list-style-type: none"> Build relationships through celebrating National Reconciliation Week (NRW). 	<ul style="list-style-type: none"> Circulate Reconciliation Australia's NRW resources and reconciliation materials to our staff. RAP Working Group members to participate in an internal and/or external NRW event. Encourage and support staff and senior leaders to participate in at least one external event to recognise and celebrate NRW. Support organisations in Katanning who are running their own NRW events (e.g., Schools) 	April 2023	Community Relations Officer
		April 2023	Community Development Manager
		April 2023	Community Development Manager
		April 2023	Community Development Manager

10.2.5

Relationships			
Action	Deliverable	Timeline	Responsibility
<ul style="list-style-type: none"> Promote reconciliation through our sphere of influence. 	<ul style="list-style-type: none"> Communicate our commitment to reconciliation to all staff. Identify external stakeholders that our organisation can engage with on our reconciliation journey. Identify RAP and other like-minded organisations that we could approach to collaborate with on our reconciliation journey. Encourage organisations in the Shire of Katanning to create their own RAP. Encourage collaboration between organisations within Katanning who have a RAP. Publish our RAP to our website and promote it through social media Use our social media to acknowledge, celebrate and promote NAIDOC and National Reconciliation Week to our community. 	<ul style="list-style-type: none"> December 2023 December 2023 December 2023 December 2023 January 2024 February 2023 May 2023 & July 2023 	<ul style="list-style-type: none"> Community Relations Officer Community Development Manager Community Development Manager Executive Governance Officer Community Development Manager Community Relations Officer Community Relations Officer
<ul style="list-style-type: none"> Promote positive race relations through anti-discrimination strategies. 	<ul style="list-style-type: none"> Conduct a review of HR practises to identify existing anti-discrimination provisions, and future needs in line with the review schedule. Research and explore best practice and policies in areas of race relations and anti-discrimination. 	<ul style="list-style-type: none"> September 2023 January 2024 	<ul style="list-style-type: none"> Human Resources Coordinator Human Resources Coordinator



10.2.5

Respect			
Action	Deliverable	Timeline	Responsibility
<ul style="list-style-type: none"> Increase understanding, value and recognition of Aboriginal and Torres Strait Islander cultures, histories, knowledge, and rights through cultural learning. 	<ul style="list-style-type: none"> Raise awareness for the understanding, value and recognition of Aboriginal and Torres Strait Islander cultures, histories, knowledge, and rights within our organisation. Review cultural learning needs of our organisation and explore the development of a Cultural Training Plan. Councillor to participate in Cultural Awareness Training. Investigate opportunities to acknowledge First Nations peoples' stories in the history of Katanning, including through signage, memorials, plaques, and public information. Host a morning tea for Elders and Shire Councillors bi-annually. Invite Elder's and Aboriginal and Torres Strait Islander communities to Council meetings through the Katanning Noongar Leadership Group. 	December 2023	Community Relations Officer
		May 2023	Human Resources Coordinator
		October 2023	Executive Governance Officer
		October 2023	Community Relations Officer
		May 2023 & February 2024	Executive Governance Officer
<ul style="list-style-type: none"> Demonstrate respect to Aboriginal and Torres Strait Islander peoples by observing cultural protocols. 	<ul style="list-style-type: none"> Develop an understanding of the local Traditional Owners or Custodians of the lands and waters within our organisation's operational area. Increase staff's understanding of the purpose and significance behind cultural protocols, including Acknowledgement of Country and Welcome to Country protocols. Include a Welcome to Country at the beginning of all significant internal and external meetings. Include an Acknowledgement of Country at the beginning of all meetings. Explore the appropriate Acknowledgment of Traditional Owners and Country in the Shire Chambers. Develop protocols for meeting and documentation that appropriately acknowledges and respects Traditional Owners. 	March 2023	Community Development Manager
		December 2023	Human Resources Coordinator
		February 2023	Executive Governance Officer
		February 2023	Executive Governance Officer
		October 2023	Executive Governance Officer
		August 2023	Executive Governance Officer

10.2.5

Respect			
Action	Deliverable	Timeline	Responsibility
<ul style="list-style-type: none"> Build respect for Aboriginal and Torres Strait Islander cultures and histories by celebrating NAIDOC Week. 	<ul style="list-style-type: none"> Raise awareness and share information amongst our staff about the meaning of NAIDOC Week. RAP Working Group to participate in an external NAIDOC Week event. Introduce our staff to NAIDOC Week by promoting external events in our local area. Support organisations in Katanning who are running their own NAIDOC events (e.g., Schools) 	July 2023	Community Relations Officer
		July 2023	Community Development Manager
		July 2023	Community Development Manager
		July 2023	Community Development Manager
<ul style="list-style-type: none"> Visibly promote Aboriginal and Torres Strait Islander cultures within our local area 	<ul style="list-style-type: none"> Fly the Aboriginal Flag daily at the Shire Administration Building unless specific events/circumstances determine otherwise Maintain roadside signage when entering Katanning, which contains a welcome for travellers and acknowledges Traditional Owners Include information on the Shire and visitor centre's website regarding Traditional Owner connection to Country with a link to appropriate websites Investigate ways to identify current levels of recognition and understanding of Aboriginal and Torres Strait Islander cultures throughout the Shire. Explore artwork opportunities within the community that promote Aboriginal and Torres Strait Islander cultures within Katanning. 	February 2023	Executive Governance Officer
		December 2023	Executive Officer Infrastructure and Development Services
		April 2023	Community Relations Officer
		May 2023	Community Development Manager
		May 2023	Community Development Manager

10.2.5


Opportunities			
Action	Deliverable	Timeline	Responsibility
<ul style="list-style-type: none"> Improve employment outcomes by increasing Aboriginal and Torres Strait Islander recruitment, retention, and professional development. 	<ul style="list-style-type: none"> Build understanding of current Aboriginal and Torres Strait Islander staffing to inform future employment and professional development opportunities. Research employment pathways to increase Aboriginal and Torres Strait Islander employment within our organisation. Research opportunities in Katanning for study groups/hub for Aboriginal and Torres Strait Islander students of all ages to discuss and increase opportunities to youth and students in Katanning. 	May 2023	Human Resources Coordinator
		May 2023	Human Resources Coordinator
		May 2023	Community Development Manager
<ul style="list-style-type: none"> Increase Aboriginal and Torres Strait Islander supplier diversity to support improved economic and social outcomes. 	<ul style="list-style-type: none"> Investigate Supply Nation Membership Amend Purchasing Policy to include information regarding procurement from Aboriginal and Torres Strait Islander owned businesses. Explore the potential to support the development of Aboriginal and Torres Strait Islander owned businesses such as a Traffic Management Company 	May 2023	Senior Finance Officer
		February 2023	Executive Manager Corporate & Community
		August 2023	Executive Manager Infrastructure & Assets



10.2.5

Governance			
Action	Deliverable	Timeline	Responsibility
<ul style="list-style-type: none"> Establish and maintain an effective RAP Working Group (RWG) to drive governance of the RAP. 	<ul style="list-style-type: none"> Form an internal RAP Working Group 	May 2023	Community Development Manager
	<ul style="list-style-type: none"> Meet regularly with Katanning Noongar Leadership Group to seek guidance on RAP implementation 	December 2023	Community Development Manager
	<ul style="list-style-type: none"> Draft a Terms of Reference for both groups 	December 2023	Community Development Manager
	<ul style="list-style-type: none"> Establish Aboriginal and Torres Strait Islander representation on internal RWG 	May 2023	Community Development Manager
<ul style="list-style-type: none"> Provide appropriate support for effective implementation of RAP commitments. 	<ul style="list-style-type: none"> Define resource needs for RAP implementation 	May 2023	Community Development Manager
	<ul style="list-style-type: none"> Appoint a senior leader to champion our RAP internally 	May 2023	Community Development Manager
	<ul style="list-style-type: none"> Implement appropriate systems and capability to track, measure and report on RAP commitments. 	December 2023	Community Development Manager

Governance			
Action	Deliverable	Timeline	Responsibility
<ul style="list-style-type: none"> Build accountability and transparency through reporting RAP achievements, challenges, and learnings both internally and externally. 	<ul style="list-style-type: none"> Contact Reconciliation Australia to verify that our primary and second contact details are up to date, to ensure we do not miss out on RAP correspondence. Contact Reconciliation Australia to request our unique link, to access the online RAP Impact Measurement Questionnaire Complete and submit the annual RAP Impact Measurement Questionnaire to Reconciliation Australia. 	<p>June 2023</p> <p>1 August 2023</p> <p>30 September 2023</p>	<p>Community Development Manager</p> <p>Community Development Manager</p> <p>Community Development Manager</p>
<ul style="list-style-type: none"> Continue our reconciliation journey by developing our next RAP. 	<ul style="list-style-type: none"> Register via Reconciliation Australia's website to begin developing our next RAP 	<p>October 2023</p>	<p>Community Development Manager</p>



Contact Details

Name: Denise Gallanagh-Wood
Position: Manager Community Development
Phone: (08) 9821 9999
Email: admin@katanning.wa.gov.au



LGE 028

Mr Julian Murphy
Chief Executive Officer
Shire of Katanning
PO Box 130
KATANNING WA 6317

Dear Mr Murphy

Local Government Ordinary Election: 2023

The next local government ordinary elections are being held on 21 October 2023. While this is still some distance in the future, I have enclosed an estimate for your next ordinary election to assist in your 2023/2024 budget preparations.

The estimated cost for the 2023 election if conducted as a postal ballot is \$26,000 inc GST, which has been based on the following assumptions:

- 2,650 electors
- response rate of approximately 50%
- 3 vacancies
- count to be conducted at the offices of the Shire of Katanning
- appointment of a local Returning Officer
- regular Australia Post delivery service to apply for the lodgement of the election packages.

An additional amount of \$575 will be incurred if your Council decides to opt for the Australia Post Priority Service for the lodgement of election packages.

10.2.6

The Commission is required by the *Local Government Act* to conduct local government elections on a full cost recovery basis and you should note that this is an estimate only and may vary depending on a range of factors.

Costs not incorporated in this estimate include:

- any legal expenses other than those that are determined to be borne by the Western Australian Electoral Commission incurred as part of an invalidity complaint lodged with the Court of Disputed Returns
- the cost of any casual staff to assist the Returning Officer on election day or night
- any unanticipated costs arising from public health requirements for the COVID-19 pandemic.

As you are aware, the Government is currently considering reforms to the *Local Government Act 1995*, which include how elections are to be conducted. In order to assist with your local government's budget planning, we have included, to the best of our knowledge, costs that will arise from the changes proposed in legislation. For example, if under the amendments your local government will be required to conduct a mayoral/presidential election this has been included.

Some local governments may also note an increase in costs from their 2021 ordinary costs. These include increases arising from inflation in recent years affecting salaries for Returning Officers and other staff, printing and packaging costs as well as the increase in postage announced by Australia Post. Additional costs from the Commission have been included arising from improved processing procedures and additional resources to supplement the Commission's education, complaints management, investigation and legal efforts.

In order for the Commission to be responsible for the conduct of your election, the first step required by the *Local Government Act 1995* is my written agreement to undertake the election.

As such, you may take this letter as my agreement to be responsible for the conduct of the ordinary elections in 2023 for the Shire of Katanning in accordance with section 4.20(4) of the *Local Government Act 1995*, together with any other elections or polls that may also be required. My agreement is subject to the proviso that the Shire of Katanning also wishes to have the election undertaken by the Western Australian Electoral Commission as a postal election.

10.2.6

In order to achieve this, your council would need to pass the following two motions by absolute majority:

- Declare, in accordance with section 4.20(4) of the *Local Government Act 1995*, the Electoral Commissioner to be responsible for the conduct of the 2023 ordinary elections together with any other elections or polls which may be required
- Decide, in accordance with section 4.61(2) of the *Local Government Act 1995* that the method of conducting the election will be as a postal election.

It would be greatly appreciated if this item was considered at your March council meeting, to enable the Commission to have sufficient time to work with you to effectively conduct the election.

I look forward to conducting this election for the Shire of Katanning in anticipation of an affirmative vote by Council. If you have any further queries please contact Shani Wood Director, Election Operations on 9214 0400.

Yours sincerely



Robert Kennedy
ELECTORAL COMMISSIONER

9 February 2023



Kaat-Nyiny
Katanning Public Arts Trail

Ngala kaaditj Noongar moort keyen
kaadak nitja boodja.

We acknowledge and respect the Noongar;
Goreng, Wilman and Kaneang Elders past,
present and emerging, their connection
to country, enduring culture and ongoing
contribution to Katanning.

PROJECT NAME	KATANNING PUBLIC ARTS TRAIL STRATEGY
CLIENT	SHIRE OF KATANNING
CONSULTANT	REALMstudios
DOCUMENT TYPE	PUBLIC ART STRATEGY

REVISION	REASON FOR ISSUE	ISSUED BY	ISSUED	REVIEWER
A	REVIEW & COMMENT	Damien Pericles	09/10/22	SoK
B	FINAL REVIEW	Damien Pericles	07/12/22	SoK
C	DOCUMENT EDIT	Damien Pericles	17/01/23	SoK
D	FINAL EDIT	Damien Pericles	25/01/23	SoK
E	TEXT REVISION	Damien Pericles	22/02/23	SoK

Cover Image: *Barrangal Dyara (skin and bones)* by Jonathan Jones,
Sydney Botanic Gardens 2016, Photo: Pedro Greig

CONTENTS

1.0 INTRODUCTION	4
2.0 APPRECIATION	06
First Stories	08
'Meet me in Katanning'	10
Existing Public Art	12
Consultation	14
3.0 OBJECTIVES	16
4.0 THEMES	24
Katanning Themes & Stories	18
Proposed Art Themes	20
5.0 THE PLAN	24
The Trail	25
Artwork Locations / Staging	26
Project Briefs	28
STAGING	33
6.0 FURTHER RESOURCES	36

1.0 INTRODUCTION



A prosperous,
vibrant and
diverse
community
working
together.

Public Art is about inspiring the community and to express & celebrate its values.

This Public Arts Strategy for the town of Katanning builds upon existing works, looking into the future while recognising the past to establish an ambitious vision & plan.

There is much inspiration in Katanning to inform this strategy; from its First Nations histories through to its rich multicultural society, stories of 'firsts' in agriculture and invention in creative industry.

The strategy forms part of the Shire of Katanning's 'Road Map' which acknowledges First Nations groups associated with the broader Katanning area as the first peoples and whose culture still holds strong.

The report looks to establish a clear vision & strategy for Katanning arts and culture to become a mechanism for social cohesion, health and wellbeing, community resilience and individual economic development.

It outlines art themes and a range of artwork sites and opportunities against an indicative timeframe and budget for delivery.

PURPOSE & AIMS

This strategy is to be used to guide Public Art investment over the next 5-10 years.

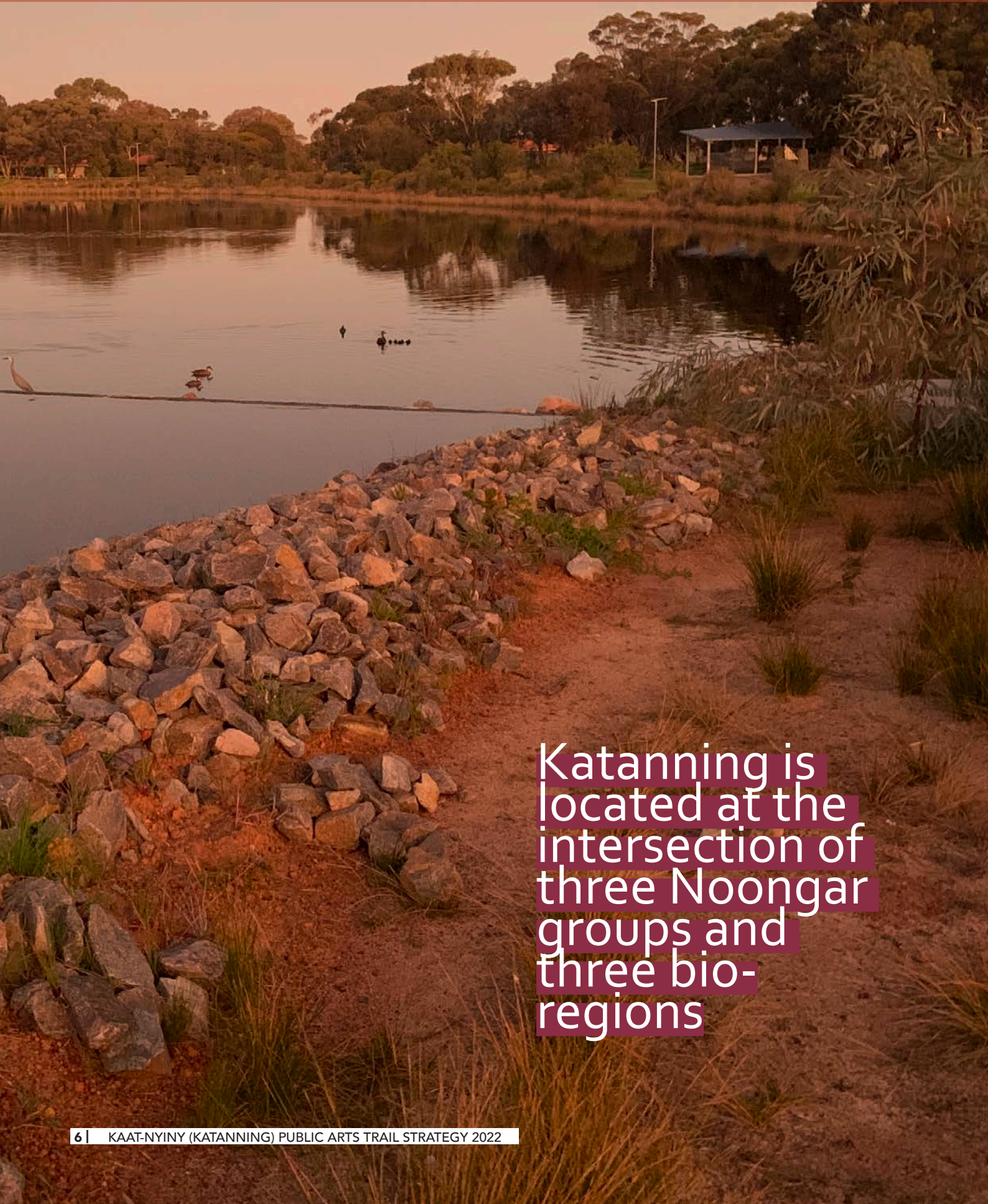
It will be central in seeking funding and investment to deliver the strategy.

Its primary audience are those responsible for planning and delivery of the strategy, including the Shire and consultants charged with delivery of art works as well as the artist or artist teams themselves.

We thank stakeholders for their contributions to this strategy.

KAAT-NYINY is a local Noongar word meaning the head sits here. It comes from the Dreamtime story of Mulka, a giant man whose body parts are embedded in country throughout the Great Southern Region.

2.0 APPRECIATION



Katanning is located at the intersection of three Noongar groups and three bio-regions

site & community

SITE

The Shire of Katanning is centrally located in the 'heart' of the Great Southern.

It offers the advantages of a rural lifestyle, with the convenience of easy access to the cities of Perth, Albany and Bunbury.

While the area is essentially agricultural, the town is a regional centre with access to a range of recreation and leisure facilities, government, health and education services, as well as a diverse retail and business district.

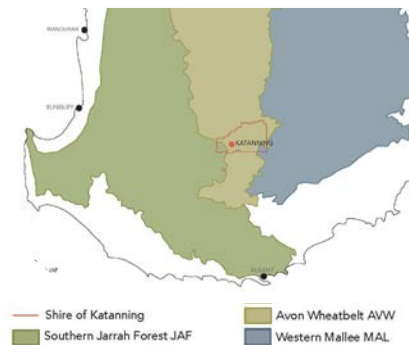
The townsite is situated on the Great Southern Hwy, with the main entrance framed by the adventurous All Ages Playground.

Over several years the Shire has delivered upon objectives & projects outlined in the Katanning Supertown Heritage Centre Project Master Plan (KSHCP) including:

- The Welcome Precinct
- Piesse Park Precinct, including residential and lake works and;
- The Town Centre Precinct.

Other major works include delievery of the new Shire Administration building.

The area to which this strategy applies encompasses the town of Katanning and Dwonkbillingup (Police Pools).




COMMUNITY

Katanning is well known for Harmony Festival which is a yearly celebration of the multicultural and family oriented community that includes some 50 language groups. Katanning embraces the different cultural and religious backgrounds with 17 different buildings of faith.

The Agricultural Show is also a major event on the annual calender which brings the community together, as do many sporting and active community groups.



APPRECIATION | *first stories*

It is a story deeply embedded in boodja (country) and it holds the meaning behind Katanning and surrounding towns, teaching us that these place names are more than words they form part of a greater, significant Noongar story.

THE STORY OF MULKA, COMMUNITY ARTS NETWORK

Traditional Owners hold important stories that define the place names of Katanning and surrounding areas.

One of the oldest Noongar stories held collectively by the Noongar Nation is of Mulka and Djinda, the giant spirit beings who roam the earth in the Nyitting (cold time).

Mulka's body parts are embedded in country in the central Great Southern Region.

During Harmony Festival in 2020 the Katanning Noongar Leadership Group shared this story with the community.

The dreamtime story has significant meaning in Kaat-Nyiny (Katanning) and is the centrepiece of the story. The puppets will play an integral part of the Mulka and Djinda Cultural Heritage Tours at Badgebup in 2024.

For more information visit: www.can.org.au/news/place-names-inkatanning



Place Names **KATANNING** **CAN** COMMUNITY NETWORK



Images source:
Julie Hayden

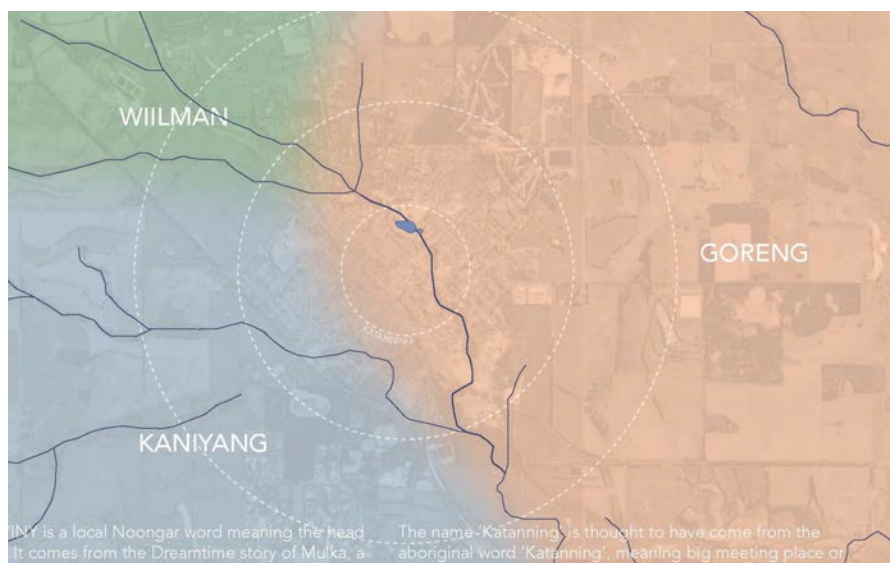


Image: Indicative mapping of the three Noongar groups associated with the Katanning region




Image: Mulka Puppet, CAN with Karen Hethey Natalie Scholtz

APPRECIATION | 'Meet me in Katanning'

KATANNING TOURISM CAMPAIGN 'MEET ME IN KATANNING'

Katanning is a regional destination built upon its history, food, art and culture. It boasts historically significant sites and beautifully contrasting landscapes. It has many claims to fame and it is known for its many firsts:

- The first electric street lights in WA
- The first purpose built inland swimming pool
- The first free public lending library service in WA
- The first country Historical Society
- The first country house with hot and cold running water (Kobeelya House)
- The first Roller Flour Mill in WA
- Biggest under cover saleyard in Sth hemisphere (Katanning Salesyards)
- First Orbital Engine (1930's Wakes Garage)



10.3.1



meet me in...

Katanning

KEY ATTRACTIONS

Katanning is a town proud of its country charm and outback grandeur. Proud to promote its vibrant multiculturalism and history. Proud of the stories, new and old, that give it its own unique identity. Other key features and sites include:

- All Ages Playground
- Old Flour Mill, Dome Cafe and Premier Mill Hotel
- Katanning Mosque
- Katanning Miniature Railway
- Lake Ewlyamartup
- Form Public Arts Trail
- Katanning Art Gallery





Image: Brenton See Mural, Katanning

FORM PUBLIC ARTS TRAIL

Murals were created by prominent Western Australian artists on a series of Western Power electrical transformer boxes and walls across the town centre as Katanning's contribution to FORM's PUBLIC Silo Trail.

The project was established through a partnership between FORM and Western Power with the goal of enhancing cultural tourism in regional Western Australia and building the reputation of participating towns.



Image: A painting from the Carrolup Collection, Katanning

KATANNING ART GALLERY

The Katanning Art Gallery is one of the largest galleries within the great southern region. It showcases a diverse range of works throughout the year.

Situated in the heart of town, it is home to some of the collection of historic Carrolup artworks.



Image: Voytek Kozlowski & Noongar Clontarf boys, Lake Ewlyamartup

PUBLIC SCULPTURE

This public art piece, a sculpture of a family of four, is the result of collaboration between local Noongar families discussing memories and hopes, of which a common theme was established - family.

The materiality of agricultural scrap metal ensures the rustic nature of place would be reflected, and the shared path of farmers / Europeans alongside Noongars in the future of the Lake be recognised.



Image: REALMstudios

YARN ART IN THE PARK

As part of a community project Friends of Piesse Park covered selected tree trunks at Piesse Park.

The practice is known as 'yarn bombing' and is an alternative form of street art. The project aimed to bring the community together and installations were created using donated blankets and fabric swatches.

APPRECIATION | consultation

A summary is provided below of the following discussions which has informed the strategy:

Presidents and Councillors

A briefing meeting confirmed requirement for:

- A plan over 5 years
- A Public Art Strategy that prioritised engagement with First Nations people of Katanning
- Celebrate the idea of Family as a core theme for the strategy
- Align with 'Meet me in Katanning' strategy
- Deliver unique & eclectic works that are beyond cliché
- Integrate & build off the Carrolup works and story
- There was a sense that Katanning had many good murals however other mediums should be explored; e.g. sculpture, place-based or environmental works, lighting/projection and the like

Meeting with Gabrielle Hansen: Elder & Julie Hayden: CEO Badgebup Aboriginal Corporation

In discussion, both elders were keen to celebrate the rich cultural heritage of Katanning through honouring the Noongar story of Piesse Park.

Gabrielle talked about the old meeting place at Piesse Park where there was once a deep water hole and where three different Noongar groups, gathered to trade and conduct ceremonies.

They agreed that the park should be developed to display Aboriginal art, a sculpture connected to the water, solar lighting and interpretive signage, to celebrate the cultural significance of the site.

Signage should be in both languages.

An acknowledgement of the (original custodians) of the land was also suggested.

A yarning place was also suggested, to create a place of belonging where elders could pass on their cultural knowledge to the next generations and broader community.

The site adjacent to the Katanning Noongar Centre was supported by both elders, with a suggestion that more trees are planted at the site to heal the boodjar (country).

Gabrielle also suggested developing the block at the entry of Katanning and turning it into a community garden to encourage school children to participate in learning plant names.

The meeting closed with a discussion about the Carrolup Collection and Marribank.

Wendy Hayden: CEO of Katanning Noongar Centre

Wendy was supportive of a First Nations welcome at the entry to Katanning. She developed a sketch proposal that showed how a new Noongar art work could replace the existing signage in the roundabout and celebrate, fire (kaal) and water (kiap) - *refer image.*

She agreed that Kaatanup Springs should be brought alive with the history of the Noongar people.

A site walk with a group of Katanning Elders was a first step towards defining what the work may constitute.

Wendy talked about Noongar stories from Dwonkbillingup (Police Pools) that needed to be told.

The Carrolup Artworks were also raised as being a prominent part of local history, particularly the story of Revel Cooper, the young artist who was later murdered.

The idea of a Yarning Circle (with fire pit) close to the Noongar Centre was approved by all.

Meeting with Katanning Arts Inc.

A consultation with members of the Katanning Arts Inc. established common themes about scope and concepts for the arts trail.

The members expressed a need for the trail to have an identity representative and specific to Katanning whilst also developing a dialogue between works that explicitly links them to one another.

Meaningful representation of ethnic groups, Katanning histories and people in the area through time was the overarching theme of the conversation.

There was a common desire advocating for consultation with the wider community when it came to the specificities of artworks.

It was proposed that the location of the existing gallery formed a key part of the precinct as it has the ability to host traditional art exhibitions and the potential to permanently host the Carrolup Collection.

Building on this, members expressed their desire for the existing Art Gallery to act as the town connection for the trail, which could extend to adjacent outdoor locations for sculptural or installation art elements.



Image: Wendy Hayden sketch

3.0 OBJECTIVES

Arts and culture is a mechanism for social cohesion, health and wellbeing, community resilience, and individual and economic development.

OBJECTIVE

The objective is to connect the community through arts and culture.

VISION

The vision is to deliver a series of high quality and meaningful public artworks and artful spaces for the community.

The works will be unique, eclectic and respond to the place and people of Katanning.

The plan looks to attract high calibre public realm art practitioners to deliver works in partnership with the community and where possible develop local artist practice through mentorships or partnerships with local creatives.

PROJECT OUTCOMES

The following outcomes will be delivered:

- Creating a more inclusive, innovative, resilient and empowered community;
- Arts & cultural expression is dynamic and thriving, helping the community to face challenges, see new perspectives, and enjoy life;
- Public art will continue the process of reconciliation and support a future in which First Nations people's culture along with other cultures is understood, valued and recognised;
- To activate key areas of Katanning & deliver a new sense of welcome at the main entry to town
- Where applicable be delivered in coordination with an artist-in-residence program, annual Katanning Arts Prize & proposed Sculpture Garden (at the Art Gallery).

BUDGET

The budget is defined by the aspiration of delivering eight works over a 5 to 10 year period.

The total value of proposed works is over \$1 million.

Image: Winin Katidjin Bilya 'Living Knowledge Stream' Kamsani, Noongar Artist
Photographer: Frances Andrijich

4.0 THEMES



| some katanning themes & stories

The following stories are extracted from the Brand Essence project forming part of the Katanning Tourism Strategy. They provide a good example of the people, their diversity and ingenuity. Stories are available on the Shire's website.

Diversity

Katanning is an extraordinary town in its celebration of history and its culture.

Moh Aeson is first generation Cocos Malay. His parents came to Katanning in 1976 to work at the abattoir.

He tells how people are made to feel welcome, feel involved and feel part of the community, no matter where they're from.



The Saleyards

Rob Bushell has been running the Katanning Saleyards for 40 years.

He tells how things in the sheep trade have changed over that time, and the future of sheep business - the breeding rams, the food security and traceability of the sheep, and the animal welfare concerns.

He explains how the community spirit and pride inspired the new saleyards and helped save almost \$20 million on the construction.



Agriculture

Agriculture is not just about wheat and sheep farming, it's about new technology and innovative thinking.

Devon Gilmore from McIntosh & Son explains the new tractor technology developed by local engineers which helps kill 99% of weed seeds.



Clontarf

Footy legend, Willie Rowe, tells why it's important to pass down Aboriginal tales of wisdom.

He explains how young indigenous boys on Katanning learn the key pillars of the Clontarf Academy, and how those lessons seek to fundamentally change their lives, and – hopefully – the lives of their sons and grandsons.



Premier Mill

The Premier Mill has been at the core of Katanning's heart since its foundation in 1891.

Nigel Oahey talks about the history of the Mill and its founder, Frederick Piesse.

This is a story of the innovation and ideas which have been carried down through generations of Katanning families.



Moojepin

David Thompson from Moojepin Foods has turned a salt problem into "the perfect accompaniment to a cracking dish."

He grows edible plants that are adapted to grow in salt environments.

The salty, juicy, crunchy plants are now sold at 5-star restaurants in Perth, Sydney and Melbourne.



THEMES | *proposed art themes*



Discussions were open, frank, important, sometimes raw and always heartfelt. But we found, regardless of whether the story was ancient or recent, happy or sad, the constant theme was family

TRADITIONAL OWNERS VOICES FROM
LAKE EWLYAMARTUP ARTWORK

1. FIRST NATIONS STORIES & NOONGAR WELCOME TO COUNTRY

The primacy of Noongar culture as the first nation is to be reflected in art works.

Artful places and art works are to provide both Noongar and other peoples a place to come together and for Noongar culture, values and stories to be experienced.

There is an opportunity to connect a series of important places through public art.



2. FAMILY & COMMUNITY

The people of Katanning hold strong values around the nurturing and love of family.

This is expressed strongly through Harmony Day and numerous other community events.

Children and youth are the future of the town and their sense of belonging, ability

to express themselves and participation in town life is important to Katanning culture and its vibrancy.

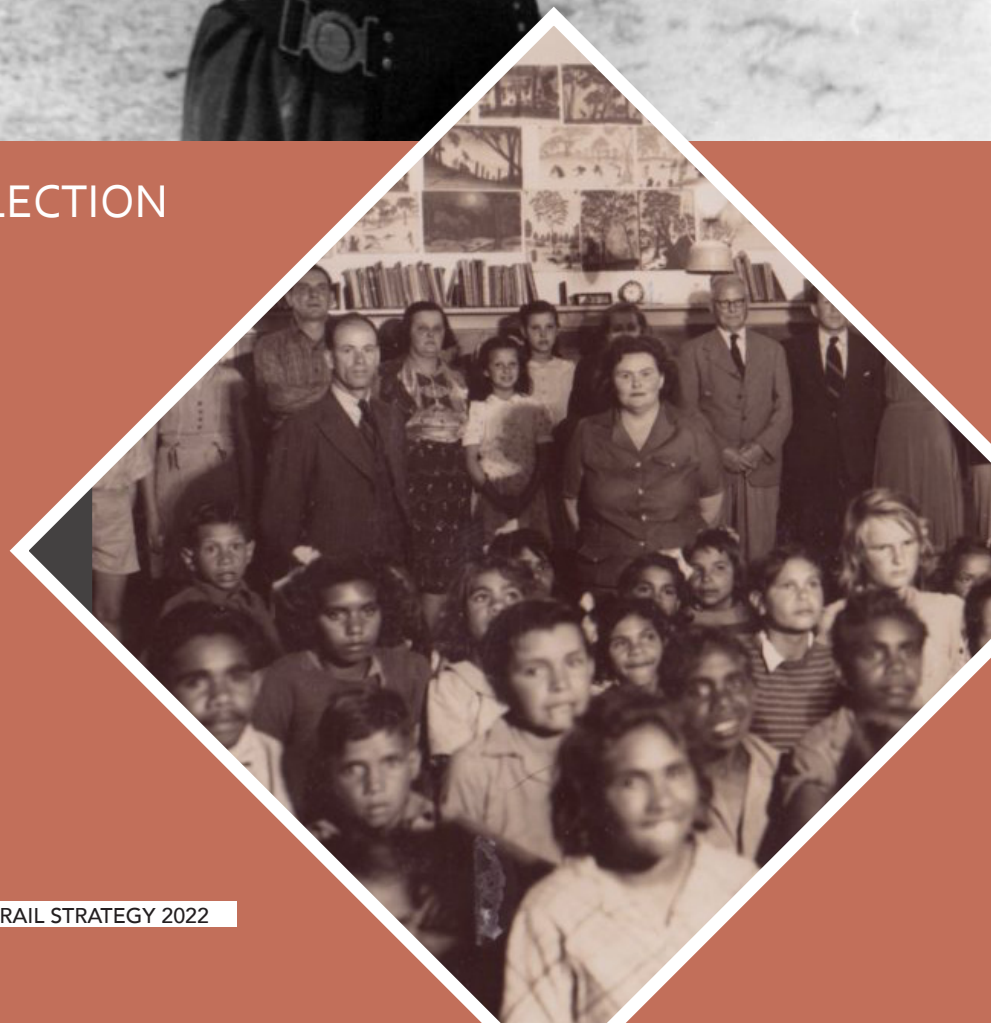
Works should take into consideration, children's participation and expression.

THEMES | *proposed art themes (cont)*

3. THE CARROLUP COLLECTION

This remarkable Stolen Generation story brings with it deep emotion for the Noongar people.

With approximately 13 works from the Carrolup Collection being held at the Katanning Art Gallery there is a great opportunity to reflect on the complexities of the story but also inspire youth of today towards creative expression.





4. PLACE OF FIRSTS AND INNOVATION

A town known for its regional development, Katanning has a history of innovation and progress. Across industries and culture it continues to thrive and develop.

Katanning boasts many claims to fame and it is known for its many firsts:

- The first electric street lights in WA
- The first purpose built inland swimming pool
- The first free public lending library service in WA
- The first country Historical Society
- The first country house with hot and cold running water (Kobeelya House)
- The first Roller Flour Mill in WA

5.0 THE PLAN



| the trail

The Katanning Public Art Trail loops across town to join key sites and stories that align with art themes.

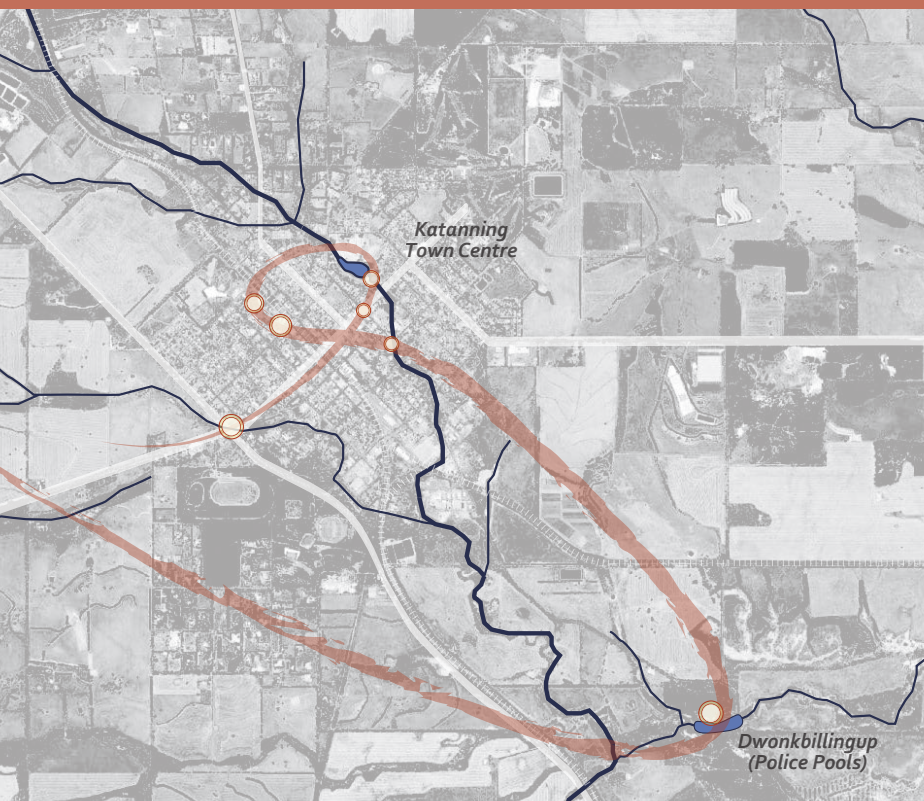
Eight works and sites proposed build upon existing public art (mostly mural works) to form a significant curatorial offering of Katannings' Public Art.

The trail creates an arrival experience, celebrates lesser known stories, activates underutilised areas and strengthens community values.


Five key sites create a Noongar trail within the larger trail. Welcome to Country is an important Noongar custom, hence a new work at the roundabout on Great Southern Hwy is proposed. This connects to the Art Gallery where Carrolup works are held. From here Noongar histories at the site of the dam at Piesse Park are integrated and celebrated. Downstream a KAARL (Yarning Place) is proposed adjacent the Katanning Noongar Centre.

Finally, at Dwonkbillingup (Police Pools) a work addressing Noongar histories in that place is proposed.

Together the trail represents a significant opportunity to deliver upon Public Art objectives and vision over the next 5 to 10 years, and for Katanning to gain significant benefit.

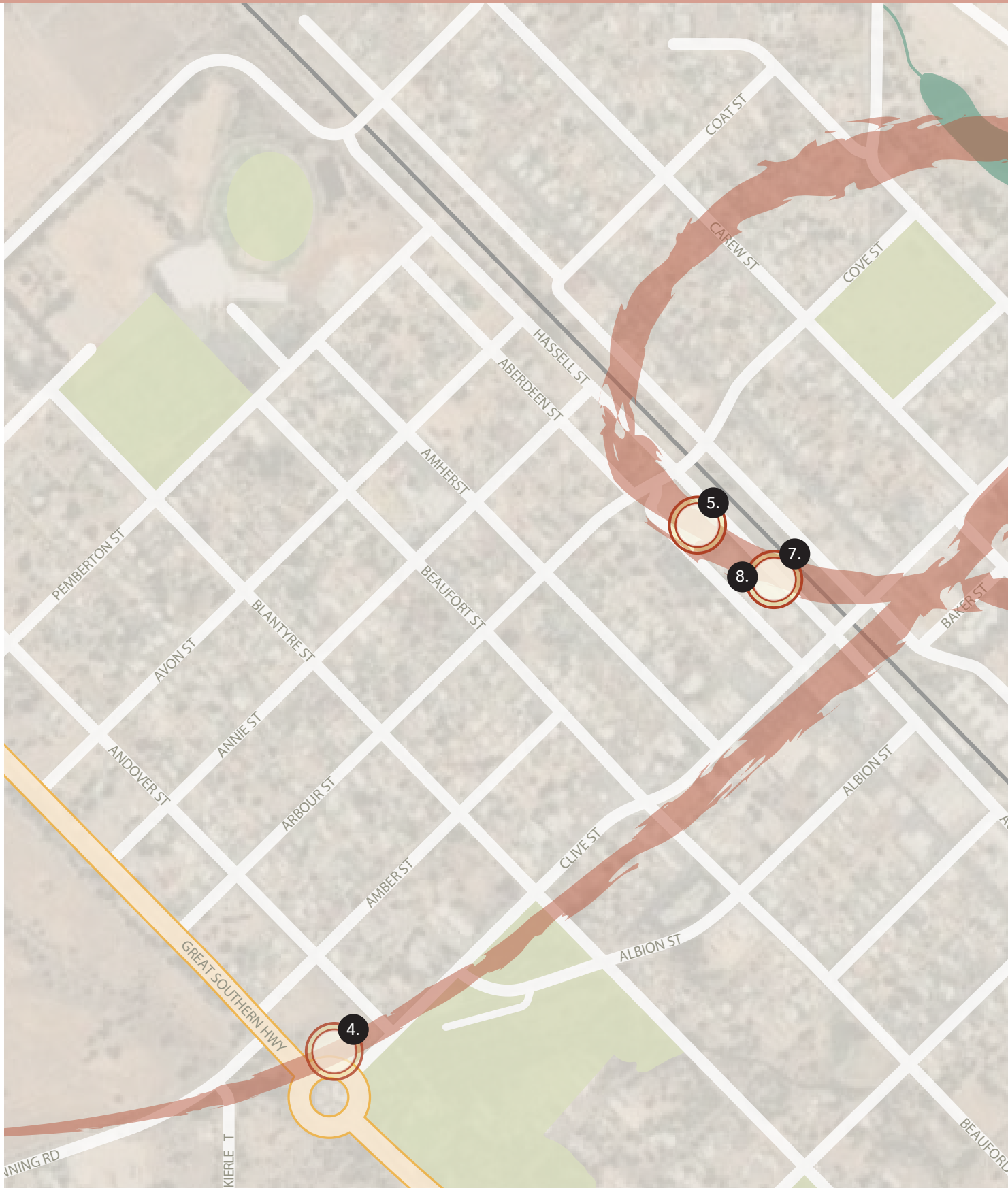


Plan: A series of sites tell stories and activate the town



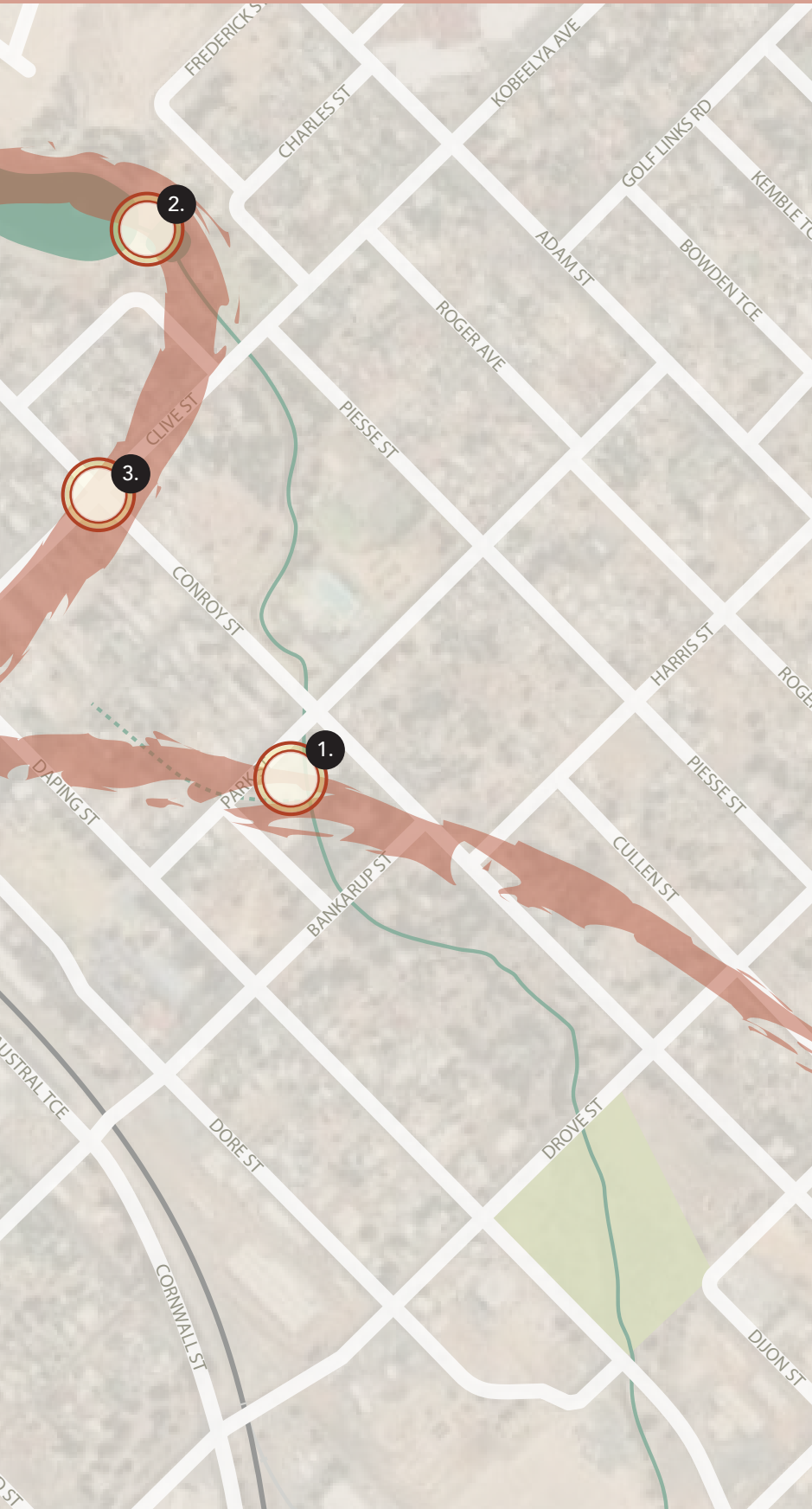
Sketch: Wendy Hayden linking key Noongar sites

THE PLAN | *artwork locations*



10.3.1

| *staging*



8 works & sites of importance are mapped as part of this Public Art strategy.

Dependent on funding they are to be procured and delivered in the order shown.

Refer individual project descriptions for more information (overleaf).

1. KAARL Yarning Place - Katanning Noongar Centre
2. Noongar Artwork & Installation - Kaatanup Springs (Piesse Dam)
3. Celebration of Family - Clive and Conroy Roundabout
4. Noongar Welcome - Katanning Entry Roundabout
5. Katanning Urban Nooks - Between Austral Terrace & Aberdeen Street
6. Noongar Place Stories - Dwonkbillingup (Police Pools) *(Located off map to south east)*
7. Sculpture Garden - Adjacent Art Gallery
8. Carrolup Collection - Inside Art Gallery

THE PLAN | projects briefs

1. KAARL YARNING PLACE - KATANNING NOONGAR CENTRE

DELIVERY	2023
BUDGET	\$92,000 (Funded)
MEDIUM/TYPE	Environmental / Place-based
ARTIST	Noongar Artist Team with specialist design & documentation expertise
STAKEHOLDERS	Katanning Noongar Centre & Elders from the community
THEME	First nations Stories & Noongar Welcome to Country



This spatial and place-based landscape yarning place is to be delivered concurrently with the Noongar Artwork & Installation (Project 2) and under the same funding package.

This site is located between a small drainage line (tributary) and the Katanning Noongar Centre.

The project will deliver a yarning circle and gathering space for events and cultural activities.

The design is to consider seating, shade, gathering and both practical and cultural safety.

The project is to be delivered in close coordination with Noongar Elders and Katanning Aboriginal Corporation.



Work 1: Wunggurrwil Dhurrung Yarning Circle, REALMstudios Photo: Gardiner

Work 2: Boolgaar Budawin, Whadjuk Country, Source Unknown

Work 3: Possum Wallaby Dreaming Nelson Tjakamarra Photo: Gollings

Work 4: Curtin Uni Yarning Circle, UDLA Photo: Yvonne Doherty



2. NOONGAR ARTWORK & INSTALLATION PLACE AT KAATANUP SPRINGS (PIESSE DAM)

DELIVERY	2023
BUDGET	\$180,000 (Funded) \$100,000 (Unfunded)
MEDIUM/TYPE	Environmental / Place-based
ARTIST	Noongar Artist Team with specialist design & documentation expertise
STAKEHOLDERS	Elders from the three communities & wider community
THEME	First nations Stories & Noongar Welcome to Country



This artwork is to be delivered concurrently with the Noongar Yarning Place (Project 1) and under the same funding package.

Given the history of this place which was a reliable water source and place of cultural exchange, this site has the opportunity to explore deep themes of country as well as ecology and connection to water.

The work could incorporate or be incorporated into practical (functional) elements.

The project is to be delivered in close coordination with Noongar Elders



Work 1: Noongar Mosaic, Source Unknown

Work 2: Bibles and Bullets by Fiona Foley, Redfern Park

Work 3: Mia Mias by Sandra Hill

Work 4: Eyes of the Land and Sea, Alison Page Nik Lachajczak

THE PLAN | projects briefs (cont)

3. A CELEBRATION OF FAMILY


DELIVERY	2024
BUDGET	\$50,000
MEDIUM/TYPE	Sculptural / Lighting
ARTIST	WA artist with local artist
STAKEHOLDERS	Katanning Community
THEME	Family and Community



Located in the roundabout on Clive and Conroy Streets, there is an opportunity for a marker style art work that celebrates and promotes Katanning's strong family values.

The work will be uplifting, colourful and vibrant and reflect the multicultural values of Katanning.

The work is to respond to both long and short views and operate in-the-round. Lighting is to be incorporated to enhance the night time experience.



Work 1: Coming of the Colours by Sohan Ariel Hayes

Work 2: Riverside Roundabout by Greenmeme

Work 3: Stix by Christian Moeller's

Work 4: Jorge Rodriguez Gerada Monumental Moments - The Hug

4. NOONGAR WELCOME AT KATANNING ENTRY ROUNDABOUT

DELIVERY	2025
BUDGET	\$200,000
MEDIUM/TYPE	Sculptural / Lighting
ARTIST	Noongar Artist with specialist design & documentation expertise
STAKEHOLDERS	Elders from the three communities & general community
THEME	First nations Stories & Noongar Welcome to Country



Welcome to Country is an important ceremonial aspect to Noongar culture. Elders would like to express that welcome at the entry to town. This work will celebrate Noongar Boodja and express local Noongar values and concepts.

and offers a significant area in which to establish the work. Additional landscape works will be required to provide an appropriate setting.



The artist(s) will need to work closely with local elders in delivery of the work.

An alternative is to rework the existing roundabout wayfinding structure (retaining existing footings and structure).



A wedge shaped parcel of land on the north side of Clive Street and Great Southern Hwy is in council ownership

The work should consider lighting to maximise the night time experience.



Work 1: Wardandi Boodja by Nicole and Alex Mickle

Work 2: First Contact by Laurel Nannup, Photo: Robert Frith

Work 3: Aspire by Warren Langley Photo: Richard Glover

THE PLAN | projects briefs (cont)

5. KATANNING URBAN NOOKS (Mechanics Institute Building)

DELIVERY	2026
BUDGET	\$40,000
MEDIUM/TYPE	Environmental / Landscape/ Place-based & Lighting
ARTIST	Artist Team with specialist design & documentation expertise
STAKEHOLDERS	General community & immediated property owners/ tenants
THEMES	Place of Firsts & Innovation & Family and Community



Images: An enhanced cross site link to south of Mechanics Institute building has great potential



This site is located to the south side of the Mechanics Institute Building (adjacent the Town Hall) and features an existing cross site pedestrian link between Austral Terrace & Aberdeen Street.

There is an opportunity to enhance and create a place where people will spend time and to make the space more appealing and safe.

The project is to consider; new paving, furniture, greening and lighting. Artwork is to be integrated into the landscape upgrade (seperate funding source required).



6. NOONGAR STORIES AT DWONKBILLINGUP (POLICE POOLS)

DELIVERY	2027
BUDGET	\$100,000
MEDIUM/TYPE	Sculptural / Interpretive
ARTIST	Noongar Artist with specialist design & documentation expertise
STAKEHOLDERS	Elders from the three communities & general community
THEME	First nations Stories & Noongar Welcome to Country





Image: Site location (site forms part of the Yorgan (Bobtail) Trail)



Dwonkbillingup was an important meeting place and water source for local Aboriginals (Noongars) long before European settlement. It came to be known as Police Pools after the area was used as an outpost of the Kojonup Police Station from 1865 – 1870.

With the closure of the Police Post in 1871 and the settlement of Katanning in 1889, Police Pools became a highly popular recreational facility.



It was the original campsite of the first Pensioner Guards (early policemen) in the Katanning district enabling them to visit isolated sandalwood cutters and early settlers in the area. The policemen appointed to the post were Terrance McKenna, Constable William Grover, and Constable E.M. Fahey, serving for two, three, and one year respectively.

Between 1908 – 1909 Daisy Bates lived at the pools as part of her life long association with Aboriginal people. She encouraged greater understanding amongst Europeans of traditional Aboriginal ways.

(Text taken from LostKatanning.com)




Work 1: Fruition by Matthew Harding

Work 2: Water Core by Roger Rigorth

Work 3: Living Seawall, Sydney

Work 4: Sandworm by Marco Casagrande



THE PLAN | projects briefs (cont)

7. SCULPTURE GARDEN

DELIVERY	2027
BUDGET	Budget to be determined
MEDIUM/TYPE	Temporary / Transitional works
ARTIST	Local & Invited
STAKEHOLDERS	Katanning Community
THEME	Varied



The open space to the south of the existing Art Gallery is an open lawn area and suitable for the use as a sculpture garden.



An investigation into the design and configuration of the garden is required and confirmation of curatorial intent for the space.

The space is to consider access, views, vegetation, lighting and the showcase of artworks. Flexibility for various scales and durations are required.

The space is to be run by the Art Gallery in coordination with internal exhibitions, artist-in-residencies and other major creative events.



Work 1: Fruition by Matthew Harding

Work 2: Big Bambú by Doug and Mike Starn; Photo Edmund Gall

Work 3: Foreground: Landschafts-Zonneproject by Piet Slegers & background: K-piece" by Mark Di Suvero

Work 4: Nicky Winmar by Louis Laumen



8. CARROLUP GALLERY

DELIVERY	2028
BUDGET	\$250k
MEDIUM/TYPE	Permanent Works
ARTIST	Carrolup Children
STAKEHOLDERS	Katanning Community
THEME	The Carrolup Collection



The Carrolup Collection is incredibly significant and deserves a permanent and purpose built exhibition space.

An architectural project is required to provide an internal conversion of the existing Art Gallery & Library Building such that the existing meeting room at the front is converted into a dedicated gallery space for the collection.

The project is to consider humidity, temperature and light control to protect the artworks.



Image 1: OMR Art Gallery, Photo by Rory Gardiner

Images 2,3 & 4: Extracts from Carrolup Works held by the Katanning Art Gallery

| *further resources*

This strategy has stopped short in resolving the following considerations that the Shire of Katanning will need to address moving forward:

- Artwork procurement
- Partnerships
- Co-Funding Sources
- Capacity Building Strategies
- Maintenance & Materiality
- Artwork Trail Promotion

For further information please contact the Shire of Katanning.

- ***Carrolup Collection at John Curtin Gallery:***
<https://jcg.curtin.edu.au/carrolup/>
- ***The Carrolup Story:***
<https://www.carrolup.info/>
- ***GS Creative Exchange and the Great Southern Region Arts, Culture & Heritage Strategy:***
www.gscreate.com.au
- ***Great Southern Ways (Draft):*** Great Southern Development Commission and Form
- ***Katanning Art Gallery:***
www.katanning.wa.gov.au/services/sport-recreation/public-art-gallery.aspx
- ***Community Arts Network:***
<https://www.can.org.au/>
- ***Public Silo Trail:***
See the Big Picture:
www.publicsilotrail.com/
- ***'Meet me in Katanning':***
www.katanning.wa.gov.au/visit-katanning/
- ***CAN Community Arts Network Noongar Place Naming for Katanning:***
www.can.org.au/community/place-names/katanning
- ***Lost Katanning***
<https://lostkatanning.com/>
- ***Outdoors Great Southern - Great Southern Treasures (Yoorn) Bobtail Trail:***
<https://outdoorsgreat-southern.org.au/great-southern-treasures-bobtail-trail/>

*Contemplation by
Mark Norval, Derby
Photo Taryn-Yeates*



10.3.1



PROPOSAL FOR EXTENDED RETAIL TRADING HOURS

VARIATION TO RETAIL TRADING HOURS

The Shire of Katanning is considering a proposal to permanently allow for retail trading on public holidays (other than on Christmas Day and Good Friday) between 10.00am and on 5.00pm and ANZAC Day from 12.00noon to 5.00pm in the Shire of Katanning.

CONSULTATION WITH THE COMMUNITY AND BUSINESSES

The Shire of Katanning is seeking the views of key stakeholders including retailers, local trader organisations, tourism interests and the community generally before considering making an application to the Department of Mines, Industry Regulation and Safety – Consumer Protection Division for permanent Sunday trading in Katanning.

Submissions on the proposal to permanently allow for retail trading on public holidays between 10.00am and 5.00pm in the Shire of Katanning should be made in writing to:

Chief Executive Officer

Shire of Katanning

By Post: PO Box 130, KATANNING WA 6317

In Person: 52 Austral Tce, KATANNING WA 6317

By Email: admin@katanning.wa.gov.au

Telephone: 9821 9999

Closing Date for Submissions:

RIGHTS OF TRADERS TO EXERCISE INDIVIDUAL DISCRETION

Local traders have the right to exercise individual discretion whether to open or not during the proposed trading extension. Traders have the right to exercise individual discretion and decisions made by traders will be supported by the Department of Mines, Industry Regulation and Safety – Consumer Protection Division WA.

Further information on retail trading hours is available from the Department of Mines, Industry Regulation and Safety – Consumer Protection Division website:

www.commerce.wa.gov.au/consumer-protection/retail-trading-hours

