

OPERATING INSTRUCTIONS

ROPOX CHANGING & SHOWER TABLE



Safe Working Limit.

The maximum *SWL of this table is 220kg.*

Do not lift persons with body weight greater than 220kg.



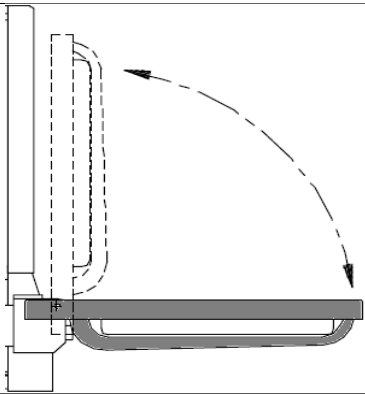
This table must only be used for the purpose for which it was designed. Do not *play* with the table. Children must not operate the table at any time.

Perform a visual safety check of the table.

If damaged DO NOT USE.

Please report damage or malfunction to facility staff.


Please comply with these instructions each time the table is used.



Take care to release the table from the upright folded position. Pull down firmly.

Do not raise/lower the table when it's in the folded position.

Clean the table with a sanitising wipe.




Confirm that there is no obstruction or restriction that may prevent the table from moving safely.



Use the hand control to raise/lower the table to the required height.


↑ Raise

↓ Lower



Raise the side safety rail when the person has been placed on the table. Swivel side rail into position until the latch 'clicks' into position. Test side rail is secure.

Safety rail should remain in raised position whenever a person is on the table.



After use, clean the table with antiseptic spray and wipes.

Please dispose of paper table cover.

Table cushioned slats may be removed for a thorough clean.



Lower the side safety rail after use. To release, press the latch lever upward.

Return table to upright 'stored' position.